

Huan

Color
Quantization

k-means
clustering

k-means

k-means++

Practical
Example

kd-Trees

Construction
Median-based
Construction

Finding
Medians

Select

Median of
Medians

Decision Tree

kd-Trees,
Revisited

Nearest Neighbor
Queries

References

k-means, kd-Trees, and Median of Medians

Color Quantization done fast

Stephen Huan¹

¹Thomas Jefferson High School for Science and Technology

TJ Vision & Graphics Club, December 2, 2020

Table of Contents

Huan

Color
Quantization

k-means
clustering

k-means
k-means++

Practical
Example

kd-Trees

Construction
Median-based
Construction

Finding
Medians

Select
Median of
Medians
Decision Tree

kd-Trees,
Revisited

Nearest Neighbor
Queries

References

- 1 Color Quantization
- 2 *k*-means clustering
 - *k*-means
 - *k*-means++
 - Practical Example
- 3 kd-Trees
 - Construction
 - Median-based Construction
- 4 Finding Medians
 - Select
 - Median of Medians
 - Decision Tree
- 5 kd-Trees, Revisited
 - Nearest Neighbor Queries
- 6 References

Color Quantization

Reducing the number of colors

Huan

Color
Quantization

k-means
clustering

k-means

k-means++

Practical
Example

kd-Trees

Construction

Median-based
Construction

Finding
Medians

Select

Median of
Medians

Decision Tree

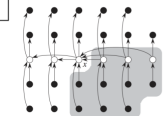
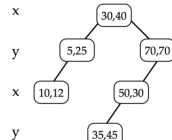
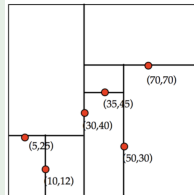
kd-Trees,
Revisited

Nearest Neighbor
Queries

References

- **Color quantization** is the reduction of the number of colors in an image.

Image amenable to quantization



8-bit Hanekawa

k-means, kd-trees,
and median of medians

Figure: A summary of this lecture

Color Quantization

Reducing the number of colors

Huan

Color
Quantization

k-means
clustering

k-means

k-means++

Practical
Example

kd-Trees

Construction

Median-based
Construction

Finding
Medians

Select

Median of
Medians

Decision Tree

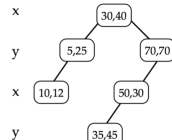
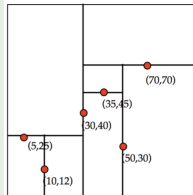
kd-Trees,
Revisited

Nearest Neighbor
Queries

References

- **Color quantization** is the reduction of the number of colors in an image.
- For example, a typical RGB image stores 1 byte per channel, so 24 bits over 3 colors = 2^{24} colors.

Image amenable to quantization



8-bit Hanekawa

k-means, kd-trees,
and median of medians

Figure: A summary of this lecture

Color Quantization

Reducing the number of colors

Huan

Color
Quantization

k-means
clustering

k-means

k-means++

Practical
Example

kd-Trees

Construction

Median-based
Construction

Finding
Medians

Select

Median of
Medians

Decision Tree

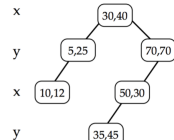
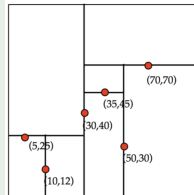
kd-Trees,
Revisited

Nearest Neighbor
Queries

References

- **Color quantization** is the reduction of the number of colors in an image.
- For example, a typical RGB image stores 1 byte per channel, so 24 bits over 3 colors = 2^{24} colors.
- This has applications in compression, but is most often used for legacy hardware (whose memory is limited, so the number of bits/pixel must be limited).

Image amenable to quantization



8-bit Hanekawa

k-means, kd-trees,
and median of medians

Figure: A summary of this lecture

Techniques

Huan

Color Quantization

k-means
clustering

k-means

k-means++

Practical

Example

kd-Trees

Construction

Median-based

Construction

Finding Medians

Select

Median of

Medians

Decision Tree

kd-Trees, Revisited

Nearest Neighbor

Queries

References

- Suppose we want to decompose an image into k colors.

Techniques

Huan

Color
Quantization

k-means
clustering

k-means

k-means++

Practical

Example

kd-Trees

Construction

Median-based

Construction

Finding
Medians

Select

Median of

Medians

Decision Tree

kd-Trees,
Revisited

Nearest Neighbor

Queries

References

- Suppose we want to decompose an image into k colors.
- One simple approach would be to find the k most frequent colors and use those.

Techniques

Huan

Color
Quantization

k-means
clustering

k-means
k-means++

Practical
Example

kd-Trees

Construction
Median-based
Construction

Finding
Medians

Select
Median of
Medians
Decision Tree

kd-Trees,
Revisited

Nearest Neighbor
Queries

References

- Suppose we want to decompose an image into k colors.
- One simple approach would be to find the k most frequent colors and use those.
- This has a pretty obvious failure mode.

Techniques

Huan

Color
Quantization

k-means
clustering

k-means
k-means++

Practical
Example

kd-Trees

Construction
Median-based
Construction

Finding
Medians

Select
Median of
Medians
Decision Tree

kd-Trees,
Revisited

Nearest Neighbor
Queries

References

- Suppose we want to decompose an image into k colors.
- One simple approach would be to find the k most frequent colors and use those.
- This has a pretty obvious failure mode.

Failure mode for the frequency heuristic

Suppose we have an image with 4 colors: dark red has 50 pixels, light red has 49, dark blue has 48, and light blue has 47. If $k = 2$, then we would choose dark red and light red, which would be problematic for the blues. A better selection would probably be to pick a normal red and a normal blue, at the cost of not showing the dark/light contrast within the colors.

Techniques, continued

Huan

Color Quantization

k-means
clustering

k-means
++

Practical
Example

kd-Trees

Construction
Median-based
Construction

Finding Medians

Select
Median of
Medians
Decision Tree

kd-Trees, Revisited

Nearest Neighbor
Queries

References

- We could address this by splitting our color space into color ranges, or using a different algorithm like the *median cut* algorithm, which constructs a kd-tree on the color space.

Techniques, continued

Huan

Color Quantization

k-means
clustering

k-means
k-means++

Practical
Example

kd-Trees

Construction
Median-based
Construction

Finding
Medians

Select
Median of
Medians
Decision Tree

kd-Trees,
Revisited

Nearest Neighbor
Queries

References

- We could address this by splitting our color space into color ranges, or using a different algorithm like the *median cut* algorithm, which constructs a kd-tree on the color space.
- Today, we will discuss applying the *k*-means clustering technique (an AI/ML lab here at TJ).

Table of Contents

Huan

Color
Quantization

k-means
clustering

***k*-means**

k-means++

Practical
Example

kd-Trees

Construction
Median-based
Construction

Finding
Medians

Select
Median of
Medians
Decision Tree

kd-Trees,
Revisited

Nearest Neighbor
Queries

References

- 1 Color Quantization
- 2 *k*-means clustering
 - *k*-means
 - *k*-means++
 - Practical Example
- 3 kd-Trees
 - Construction
 - Median-based Construction
- 4 Finding Medians
 - Select
 - Median of Medians
 - Decision Tree
- 5 kd-Trees, Revisited
 - Nearest Neighbor Queries
- 6 References

k -means

Huan

Color
Quantization

k -means
clustering

k -means
 k -means++

Practical
Example

kd-Trees

Construction
Median-based
Construction

Finding
Medians

Select
Median of
Medians
Decision Tree

kd-Trees,
Revisited

Nearest Neighbor
Queries

References

Suppose we have a set of points and a set of k **center** points. Define the **Euclidean distance** between two points as the magnitude of the vector difference, i.e.

$$\text{dist}(\vec{u}, \vec{v}) = \|\vec{u} - \vec{v}\| = \sqrt{(u_1 - v_1)^2 + (u_2 - v_2)^2 + \dots}$$

k-means

Huan

Color
Quantization

k-means
clustering

k-means++
k-means++

Practical
Example

kd-Trees

Construction
Median-based
Construction

Finding
Medians

Select
Median of
Medians
Decision Tree

kd-Trees,
Revisited

Nearest Neighbor
Queries

References

Suppose we have a set of points and a set of k **center** points. Define the **Euclidean distance** between two points as the magnitude of the vector difference, i.e.

$$\text{dist}(\vec{u}, \vec{v}) = \|\vec{u} - \vec{v}\| = \sqrt{(u_1 - v_1)^2 + (u_2 - v_2)^2 + \dots}$$

We want to pick our center points such that they minimize the sum of the distance between each point to its closest center, i.e.

$$\underbrace{\text{argmin}}_{\text{centers}} \underbrace{\sum}_{\substack{\vec{p} \in \text{points} \\ \text{sum over all points}}} \underbrace{\min}_{\vec{c} \in \text{centers}} \text{dist}(\vec{p}, \vec{c})$$

closest center to \vec{p}

k -means, continued

This problem is NP-hard, necessitating a greedy algorithm.

Huan

Color
Quantization

k -means
clustering

k -means

k -means++

Practical

Example

kd-Trees

Construction

Median-based

Construction

Finding
Medians

Select

Median of

Medians

Decision Tree

kd-Trees,
Revisited

Nearest Neighbor

Queries

References

k -means, continued

This problem is NP-hard, necessitating a greedy algorithm.

k -means algorithm

The standard greedy algorithm alternates between two steps until convergence: Given k initial center points,

- 1 Assign each point to its closest center

Huan

Color
Quantization

k -means
clustering

k -means
 k -means++

Practical
Example

kd-Trees

Construction
Median-based
Construction

Finding
Medians

Select
Median of
Medians
Decision Tree

kd-Trees,
Revisited

Nearest Neighbor
Queries

References

k -means, continued

This problem is NP-hard, necessitating a greedy algorithm.

k -means algorithm

The standard greedy algorithm alternates between two steps until convergence: Given k initial center points,

- 1 Assign each point to its closest center
- 2 Update each center to the **centroid** of the points assigned to it, where the centroid is the arithmetic mean.

Huan

Color
Quantization

k -means
clustering

k -means
 k -means++

Practical
Example

kd-Trees

Construction
Median-based
Construction

Finding
Medians

Select
Median of
Medians
Decision Tree

kd-Trees,
Revisited

Nearest Neighbor
Queries

References

k -means, continued

This problem is NP-hard, necessitating a greedy algorithm.

k -means algorithm

The standard greedy algorithm alternates between two steps until convergence: Given k initial center points,

- 1 Assign each point to its closest center
 - 2 Update each center to the **centroid** of the points assigned to it, where the centroid is the arithmetic mean.
- Intuitively, if the center points are fixed, then the best assignment is to assign each point to its closest center.

Huan

Color
Quantization

k -means
clustering

k -means
 k -means++

Practical
Example

kd-Trees

Construction
Median-based
Construction

Finding
Medians

Select
Median of
Medians
Decision Tree

kd-Trees,
Revisited

Nearest Neighbor
Queries

References

k-means, continued

This problem is NP-hard, necessitating a greedy algorithm.

k-means algorithm

The standard greedy algorithm alternates between two steps until convergence: Given k initial center points,

- 1 Assign each point to its closest center
- 2 Update each center to the **centroid** of the points assigned to it, where the centroid is the arithmetic mean.

- Intuitively, if the center points are fixed, then the best assignment is to assign each point to its closest center.
- In the dual case, if the assignment of points to centers is fixed, then the best center position is the mean point, i.e.

$$E[S] = \frac{1}{\|S\|} \sum_{\vec{p} \in S} \vec{p}$$

Huan

Color
Quantization

k-means
clustering

k-means
k-means++

Practical
Example

kd-Trees

Construction
Median-based
Construction

Finding
Medians

Select
Median of
Medians
Decision Tree

kd-Trees,
Revisited

Nearest Neighbor
Queries

References

k -means, continued

Huan

Color
Quantization

k -means
clustering

k -means

k -means++

Practical
Example

kd-Trees

Construction
Median-based
Construction

Finding
Medians

Select
Median of
Medians
Decision Tree

kd-Trees,
Revisited

Nearest Neighbor
Queries

References

- “Convergence” is when after the centers are updated, the assignment of points to their closest center is the same as the assignment before the update (the next center update would be the same).

k -means, continued

Huan

Color
Quantization

k -means
clustering

k -means

k -means++

Practical
Example

kd-Trees

Construction
Median-based
Construction

Finding
Medians

Select
Median of
Medians
Decision Tree

kd-Trees,
Revisited

Nearest Neighbor
Queries

References

- “Convergence” is when after the centers are updated, the assignment of points to their closest center is the same as the assignment before the update (the next center update would be the same).
- This finds a local optimum, which is not necessarily the global optimum.

k -means, continued

Huan

Color
Quantization

k -means
clustering

k -means
 k -means++

Practical
Example

kd-Trees

Construction
Median-based
Construction

Finding
Medians

Select
Median of
Medians
Decision Tree

kd-Trees,
Revisited

Nearest Neighbor
Queries

References

- “Convergence” is when after the centers are updated, the assignment of points to their closest center is the same as the assignment before the update (the next center update would be the same).
- This finds a local optimum, which is not necessarily the global optimum.
- The number of iterations until convergence is also superpolynomial in the worst case, but in general works quite well in practice.

k -means, continued

Huan

Color
Quantization

k -means
clustering

k -means

k -means++

Practical
Example

kd-Trees

Construction

Median-based
Construction

Finding
Medians

Select

Median of
Medians

Decision Tree

kd-Trees,
Revisited

Nearest Neighbor
Queries

References

- “Convergence” is when after the centers are updated, the assignment of points to their closest center is the same as the assignment before the update (the next center update would be the same).
- This finds a local optimum, which is not necessarily the global optimum.
- The number of iterations until convergence is also superpolynomial in the worst case, but in general works quite well in practice.
- Our pick for the initial k centers is quite important!

Table of Contents

Huan

Color
Quantization

k-means
clustering

k-means

***k*-means++**

Practical
Example

kd-Trees

Construction
Median-based
Construction

Finding
Medians

Select
Median of
Medians
Decision Tree

kd-Trees,
Revisited

Nearest Neighbor
Queries

References

- 1 Color Quantization
- 2 *k*-means clustering
 - *k*-means
 - ***k*-means++**
 - Practical Example
- 3 kd-Trees
 - Construction
 - Median-based Construction
- 4 Finding Medians
 - Select
 - Median of Medians
 - Decision Tree
- 5 kd-Trees, Revisited
 - Nearest Neighbor Queries
- 6 References

k -means++

An initialization scheme for k -means

Huan

Color
Quantization

k -means
clustering

k -means

k -means++

Practical
Example

kd-Trees

Construction
Median-based
Construction

Finding
Medians

Select
Median of
Medians
Decision Tree

kd-Trees,
Revisited

Nearest Neighbor
Queries

References

Two theoretical problems with k -means

- 1 Running time is superpolynomial with respect to the number of points
- 2 Approximation can be made arbitrarily bad compared to the optimal clustering

k -means++

An initialization scheme for k -means

Huan

Color
Quantization

k -means
clustering

k -means

k -means++

Practical
Example

kd-Trees

Construction

Median-based
Construction

Finding
Medians

Select

Median of
Medians

Decision Tree

kd-Trees,
Revisited

Nearest Neighbor
Queries

References

Two theoretical problems with k -means

- 1 Running time is superpolynomial with respect to the number of points
- 2 Approximation can be made arbitrarily bad compared to the optimal clustering

k -means++ fixes the latter problem; it guarantees an $O(\log k)$ approximation bound in expectation (i.e., over expectation the clusters generated by k -means++ has a distance of at most $O(\log k)$ times greater than the optimal clustering).

k -means++

An initialization scheme for k -means

Huan

Color
Quantization

k -means
clustering

k -means

k -means++

Practical
Example

kd-Trees

Construction

Median-based
Construction

Finding
Medians

Select

Median of
Medians

Decision Tree

kd-Trees,
Revisited

Nearest Neighbor
Queries

References

Two theoretical problems with k -means

- 1 Running time is superpolynomial with respect to the number of points
- 2 Approximation can be made arbitrarily bad compared to the optimal clustering

k -means++ fixes the latter problem; it guarantees an $O(\log k)$ approximation bound in expectation (i.e., over expectation the clusters generated by k -means++ has a distance of at most $O(\log k)$ times greater than the optimal clustering).

How does it work?

k -means++, continued

Huan

Color
Quantization

k -means
clustering

k -means

k -means++

Practical
Example

kd-Trees

Construction
Median-based
Construction

Finding
Medians

Select
Median of
Medians
Decision Tree

kd-Trees,
Revisited

Nearest Neighbor
Queries

References

k -means++ algorithm

- 1 Pick the first center point at random

k -means++, continued

Huan

Color
Quantization

k -means
clustering

k -means

k -means++

Practical
Example

kd-Trees

Construction

Median-based
Construction

Finding
Medians

Select

Median of
Medians

Decision Tree

kd-Trees,
Revisited

Nearest Neighbor
Queries

References

k -means++ algorithm

- 1 Pick the first center point at random
- 2 From there, pick the next center point by sampling the probability distribution where a point \vec{p} is picked with weighting $\text{dist}(\vec{p}, \vec{c})^2$, where \vec{c} is the closest center

k -means++, continued

Huan

Color
Quantization

k -means
clustering

k -means
 k -means++

Practical
Example

kd-Trees

Construction
Median-based
Construction

Finding
Medians

Select
Median of
Medians
Decision Tree

kd-Trees,
Revisited

Nearest Neighbor
Queries

References

k -means++ algorithm

- 1 Pick the first center point at random
- 2 From there, pick the next center point by sampling the probability distribution where a point \vec{p} is picked with weighting $\text{dist}(\vec{p}, \vec{c})^2$, where \vec{c} is the closest center
- 3 Repeat until k centers are picked
- 4 Run k -means as usual

k -means++, continued

Huan

Color
Quantization

k -means
clustering

k -means
 k -means++

Practical
Example

kd-Trees

Construction
Median-based
Construction

Finding
Medians

Select
Median of
Medians
Decision Tree

kd-Trees,
Revisited

Nearest Neighbor
Queries

References

k -means++ algorithm

- 1 Pick the first center point at random
 - 2 From there, pick the next center point by sampling the probability distribution where a point \vec{p} is picked with weighting $\text{dist}(\vec{p}, \vec{c})^2$, where \vec{c} is the closest center
 - 3 Repeat until k centers are picked
 - 4 Run k -means as usual
- Intuitively, picking centers far away from each other is a good thing, so the weighting favors points that are far away from the existing centers.

k -means++, continued

Huan

Color
Quantization

k -means
clustering

k -means
 k -means++

Practical
Example

kd-Trees

Construction
Median-based
Construction

Finding
Medians

Select
Median of
Medians
Decision Tree

kd-Trees,
Revisited

Nearest Neighbor
Queries

References

k -means++ algorithm

- 1 Pick the first center point at random
 - 2 From there, pick the next center point by sampling the probability distribution where a point \vec{p} is picked with weighting $\text{dist}(\vec{p}, \vec{c})^2$, where \vec{c} is the closest center
 - 3 Repeat until k centers are picked
 - 4 Run k -means as usual
- Intuitively, picking centers far away from each other is a good thing, so the weighting favors points that are far away from the existing centers.
 - Also, it's impossible to have two identical centers, since the distance of a point to itself is 0, so its weight would be 0.

k -means++, continued

Huan

Color
Quantization

k -means
clustering

k -means
 k -means++

Practical
Example

kd-Trees

Construction
Median-based
Construction

Finding
Medians

Select
Median of
Medians
Decision Tree

kd-Trees,
Revisited

Nearest Neighbor
Queries

References

k -means++ algorithm

- 1 Pick the first center point at random
 - 2 From there, pick the next center point by sampling the probability distribution where a point \vec{p} is picked with weighting $\text{dist}(\vec{p}, \vec{c})^2$, where \vec{c} is the closest center
 - 3 Repeat until k centers are picked
 - 4 Run k -means as usual
- Intuitively, picking centers far away from each other is a good thing, so the weighting favors points that are far away from the existing centers.
 - Also, it's impossible to have two identical centers, since the distance of a point to itself is 0, so its weight would be 0.
 - How do we sample this probability distribution?

Sampling a random variable

Huan

Color
Quantization

k-means
clustering

k-means

k-means++

Practical
Example

kd-Trees

Construction
Median-based
Construction

Finding
Medians

Select
Median of
Medians
Decision Tree

kd-Trees,
Revisited

Nearest Neighbor
Queries

References

Algorithm Sampling a random variable

```
def sample(p: list) -> float:
    """ Samples a value from a random variable. """
    r = random.random()
    i = cmf = 0
    while i < len(p) - 1:
        cmf += p[i]
        if r < cmf:
            break
        i += 1
    return i
```

Sampling a random variable, justification

Claim: This function has the same *cumulative mass function* as the underlying probability distribution.

Huan

Color
Quantization

k-means
clustering

k-means

***k*-means++**

Practical

Example

kd-Trees

Construction

Median-based

Construction

Finding
Medians

Select

Median of

Medians

Decision Tree

kd-Trees,
Revisited

Nearest Neighbor

Queries

References

Sampling a random variable, justification

Huan

Color
Quantization

k-means
clustering

k-means++

Practical
Example

kd-Trees

Construction
Median-based
Construction

Finding
Medians

Select
Median of
Medians
Decision Tree

kd-Trees,
Revisited

Nearest Neighbor
Queries

References

Claim: This function has the same *cumulative mass function* as the underlying probability distribution.

For a uniform random variable $X \sim [0, 1]$, the probability that X is less than some value x , $p(X \leq x)$, is

$$\int_0^x 1 dt = x$$

Sampling a random variable, justification

Huan

Color
Quantization

k-means
clustering

k-means++

Practical
Example

kd-Trees

Construction
Median-based
Construction

Finding
Medians

Select
Median of
Medians
Decision Tree

kd-Trees,
Revisited

Nearest Neighbor
Queries

References

Claim: This function has the same *cumulative mass function* as the underlying probability distribution.

For a uniform random variable $X \sim [0, 1]$, the probability that X is less than some value x , $p(X \leq x)$, is

$$\int_0^x 1 dt = x$$

The chance `sample` outputs an index $\leq j$ is if the sum of the probabilities up to j is greater than the uniform r.v. X , or flipping the inequality, if X is less than the sum.

$$p(\text{sample} \leq j) = p(X \leq \sum_{i=0}^j p[i]) = \sum_{i=0}^j p[i]$$

Sampling a random variable, justification

Huan

Color
Quantization

k-means
clustering

k-means++

Practical
Example

kd-Trees

Construction
Median-based
Construction

Finding
Medians

Select
Median of
Medians
Decision Tree

kd-Trees,
Revisited

Nearest Neighbor
Queries

References

Claim: This function has the same *cumulative mass function* as the underlying probability distribution.

For a uniform random variable $X \sim [0, 1]$, the probability that X is less than some value x , $p(X \leq x)$, is

$$\int_0^x 1 dt = x$$

The chance `sample` outputs an index $\leq j$ is if the sum of the probabilities up to j is greater than the uniform r.v. X , or flipping the inequality, if X is less than the sum.

$$p(\text{sample} \leq j) = p(X \leq \sum_{i=0}^j p[i]) = \sum_{i=0}^j p[i]$$

Sampling a random variable, continued

Huan

By definition, this is the cmf of the discrete r.v.

Color
Quantization

k-means
clustering

k-means

***k*-means++**

Practical

Example

kd-Trees

Construction

Median-based

Construction

Finding
Medians

Select

Median of

Medians

Decision Tree

kd-Trees,
Revisited

Nearest Neighbor

Queries

References

Sampling a random variable, continued

Huan

Color
Quantization

k-means
clustering

k-means

***k*-means++**

Practical
Example

kd-Trees

Construction
Median-based
Construction

Finding
Medians

Select
Median of
Medians
Decision Tree

kd-Trees,
Revisited

Nearest Neighbor
Queries

References

By definition, this is the cmf of the discrete r.v.

If `sample` has the same cmf as p , then it has the same pmf. If it has the same pmf, then this is "sampling the probability distribution" represented by p by definition!

Sampling a random variable, continued

Huan

Color
Quantization

k-means
clustering

k-means

k-means++

Practical
Example

kd-Trees

Construction
Median-based
Construction

Finding
Medians

Select
Median of
Medians
Decision Tree

kd-Trees,
Revisited

Nearest Neighbor
Queries

References

By definition, this is the cmf of the discrete r.v.

If `sample` has the same cmf as p , then it has the same pmf. If it has the same pmf, then this is "sampling the probability distribution" represented by p by definition!

Step 2 of *k*-means++, in detail

- 1 Make a list of the squared distances from a point to its nearest center.
- 2 Normalize this list into a probability distribution by dividing by its sum: $p = [x/\text{sum}(l) \text{ for } x \text{ in } l]$
- 3 Call `sample` to get a index which corresponds to a point.
- 4 Add this point to the list of centers.

Notes on k -means++

Huan

Color
Quantization

k -means
clustering

k -means

k -means++

Practical

Example

kd-Trees

Construction

Median-based

Construction

Finding
Medians

Select

Median of

Medians

Decision Tree

kd-Trees,
Revisited

Nearest Neighbor

Queries

References

- Yes, k -means++ adds an additional k passes over the data compared to picking k points at random.

Notes on k -means++

Huan

Color
Quantization

k -means
clustering

k -means

k -means++

Practical
Example

kd-Trees

Construction
Median-based
Construction

Finding
Medians

Select
Median of
Medians
Decision Tree

kd-Trees,
Revisited

Nearest Neighbor
Queries

References

- Yes, k -means++ adds an additional k passes over the data compared to picking k points at random.
- First, as stated earlier, k -means++ bounds the amount of error and will generally produce higher quality clusters.

Notes on k -means++

Huan

Color
Quantization

k -means
clustering

k -means

k -means++

Practical
Example

kd-Trees

Construction
Median-based
Construction

Finding
Medians

Select
Median of
Medians
Decision Tree

kd-Trees,
Revisited

Nearest Neighbor
Queries

References

- Yes, k -means++ adds an additional k passes over the data compared to picking k points at random.
- First, as stated earlier, k -means++ bounds the amount of error and will generally produce higher quality clusters.
- Second, the better initialization also reduces the number of iterations until convergence for k -means, making it actually faster in practice.

Notes on k -means for color quantization

Huan

Color
Quantization

k -means
clustering

k -means

k -means++

Practical

Example

kd-Trees

Construction

Median-based

Construction

Finding
Medians

Select

Median of

Medians

Decision Tree

kd-Trees,
Revisited

Nearest Neighbor

Queries

References

- Let's go back to the original problem, color quantization.

Notes on k -means for color quantization

Huan

Color
Quantization

k -means
clustering

k -means

k -means++

Practical

Example

kd-Trees

Construction

Median-based

Construction

Finding
Medians

Select

Median of

Medians

Decision Tree

kd-Trees,
Revisited

Nearest Neighbor

Queries

References

- Let's go back to the original problem, color quantization.
- How do we apply k -means for color quantization?

Notes on k -means for color quantization

Huan

Color
Quantization

k -means
clustering

k -means

k -means++

Practical
Example

kd-Trees

Construction

Median-based
Construction

Finding
Medians

Select

Median of
Medians

Decision Tree

kd-Trees,
Revisited

Nearest Neighbor
Queries

References

- Let's go back to the original problem, color quantization.
- How do we apply k -means for color quantization?
- If we want to reduce an image to k colors, we simply run k -means, where our points are the RGB values. This finds k colors, and we assign each color in the original image to the closest color in our k colors as usual, except we need to round our k centers to integer pixel values.

Notes on k -means for color quantization

Huan

Color
Quantization

k -means
clustering

k -means
 k -means++

Practical
Example

kd-Trees

Construction
Median-based
Construction

Finding
Medians

Select
Median of
Medians
Decision Tree

kd-Trees,
Revisited

Nearest Neighbor
Queries

References

- Let's go back to the original problem, color quantization.
- How do we apply k -means for color quantization?
- If we want to reduce an image to k colors, we simply run k -means, where our points are the RGB values. This finds k colors, and we assign each color in the original image to the closest color in our k colors as usual, except we need to round our k centers to integer pixel values.
- Note 1: Euclidean distance is not the best in terms of color difference perception (a smaller Euclidean distance does not necessarily imply that the colors look closer compared to a larger distance). We can change to the Lab color space or change distance measures.

Notes on k -means for color quantization, continued

Note 2: Square roots are expensive, and if we don't ever need the actual distance, we can always compute distance squared.

Huan

Color
Quantization

k -means
clustering

k -means

k -means++

Practical
Example

kd-Trees

Construction

Median-based
Construction

Finding
Medians

Select

Median of
Medians

Decision Tree

kd-Trees,
Revisited

Nearest Neighbor
Queries

References

Notes on k -means for color quantization, continued

Huan

Color
Quantization

k -means
clustering

k -means

k -means++

Practical
Example

kd-Trees

Construction
Median-based
Construction

Finding
Medians

Select
Median of
Medians
Decision Tree

kd-Trees,
Revisited

Nearest Neighbor
Queries

References

Note 2: Square roots are expensive, and if we don't ever need the actual distance, we can always compute distance squared.

We use `dist` in two ways:

- 1 To find the closest center point to a given point
- 2 To weight the probability distribution in k -means++

Notes on k -means for color quantization, continued

Huan

Color
Quantization

k -means
clustering

k -means
 k -means++

Practical
Example

kd-Trees

Construction
Median-based
Construction

Finding
Medians

Select
Median of
Medians
Decision Tree

kd-Trees,
Revisited

Nearest Neighbor
Queries

References

Note 2: Square roots are expensive, and if we don't ever need the actual distance, we can always compute distance squared.

We use `dist` in two ways:

- 1 To find the closest center point to a given point
- 2 To weight the probability distribution in k -means++

Performing a case-by-case analysis,

- 1 For case 1, $f(x) = x^2$ is a *monotonic* function, i.e. if $x < y$ then $f(x) < f(y)$ (if x is nonnegative, and distances are always nonnegative by definition). Therefore, minimizing $f(x)$ is equivalent to minimizing x . The same trick is frequently used in machine learning loss functions.

Notes on k -means for color quantization, continued

Huan

Color
Quantization

k -means
clustering

k -means
 k -means++

Practical
Example

kd-Trees

Construction
Median-based
Construction

Finding
Medians

Select
Median of
Medians
Decision Tree

kd-Trees,
Revisited

Nearest Neighbor
Queries

References

Note 2: Square roots are expensive, and if we don't ever need the actual distance, we can always compute distance squared.

We use `dist` in two ways:

- 1 To find the closest center point to a given point
- 2 To weight the probability distribution in k -means++

Performing a case-by-case analysis,

- 1 For case 1, $f(x) = x^2$ is a *monotonic* function, i.e. if $x < y$ then $f(x) < f(y)$ (if x is nonnegative, and distances are always nonnegative by definition). Therefore, minimizing $f(x)$ is equivalent to minimizing x . The same trick is frequently used in machine learning loss functions.
- 2 For use case 2, we weight a point by its squared distance.

Notes on k -means for color quantization, continued

Huan

Color
Quantization

k -means
clustering

k -means
 k -means++

Practical
Example

kd-Trees

Construction
Median-based
Construction

Finding
Medians

Select
Median of
Medians
Decision Tree

kd-Trees,
Revisited

Nearest Neighbor
Queries

References

Note 2: Square roots are expensive, and if we don't ever need the actual distance, we can always compute distance squared.

We use `dist` in two ways:

- 1 To find the closest center point to a given point
- 2 To weight the probability distribution in k -means++

Performing a case-by-case analysis,

- 1 For case 1, $f(x) = x^2$ is a *monotonic* function, i.e. if $x < y$ then $f(x) < f(y)$ (if x is nonnegative, and distances are always nonnegative by definition). Therefore, minimizing $f(x)$ is equivalent to minimizing x . The same trick is frequently used in machine learning loss functions.
- 2 For use case 2, we weight a point by its squared distance.

Thus, what I call “`dist`” is in fact

$$\text{dist}(\vec{u}, \vec{v}) = \|\vec{u} - \vec{v}\|^2 = (u_1 - v_1)^2 + (u_2 - v_2)^2 + \dots$$

Table of Contents

Huan

Color
Quantization

k-means
clustering

k-means
k-means++

**Practical
Example**

kd-Trees

Construction
Median-based
Construction

Finding
Medians

Select
Median of
Medians
Decision Tree

kd-Trees,
Revisited

Nearest Neighbor
Queries

References

- 1 Color Quantization
- 2 *k*-means clustering
 - *k*-means
 - *k*-means++
 - **Practical Example**
- 3 kd-Trees
 - Construction
 - Median-based Construction
- 4 Finding Medians
 - Select
 - Median of Medians
 - Decision Tree
- 5 kd-Trees, Revisited
 - Nearest Neighbor Queries
- 6 References

Pokémon profile picture month

Per TJ tradition, December is “Pokémon profile picture month”, when people change their Facebook profile pictures (“pfp”s) to their favorite Pokémon.



(a) The image I like, original Shaymin



(b) The color scheme of a shiny Shaymin



(c) First image with the second's color

Figure: Color transfer

Suppose I like the pose of the first image, but I want the Shaymin to be shiny. Can I use k -means to transfer the color?

Huan

Color
Quantization

k -means
clustering

k -means
 k -means++

Practical
Example

kd-Trees

Construction
Median-based
Construction

Finding
Medians

Select
Median of
Medians
Decision Tree

kd-Trees,
Revisited

Nearest Neighbor
Queries

References

k -means for Pokémon pfp month

Huan

Color
Quantization

k -means
clustering

k -means
 k -means++

Practical
Example

kd-Trees

Construction
Median-based
Construction

Finding
Medians

Select
Median of
Medians
Decision Tree

kd-Trees,
Revisited

Nearest Neighbor
Queries

References

- 1 Pick a good value of k . k should be large enough such that the image still looks reasonably good, but small enough for you to be able to modify colors by hand. In this case, $k = 16$.
- 2 Run k -means as usual
- 3 Identify which colors are green (to substitute with the shiny colors)
- 4 Temporarily set a green color to $(0, 0, 255)$, i.e. an indicator color to see where it appears in the image.
- 5 Identify the corresponding color in the shiny form
- 6 Make the replacement

k-means for Pokémon pfp month, code

Huan

Color
Quantization

k-means
clustering

k-means
k-means++

Practical
Example

kd-Trees

Construction
Median-based
Construction

Finding
Medians

Select
Median of
Medians
Decision Tree

kd-Trees,
Revisited

Nearest Neighbor
Queries

References

```
color modification
centers, ids, groups = k_means(K, data)
px = [tuple(round(c) for c in center) \
      for center in centers]
# color modifications to make shiny
px[ 5] = ( 55, 199, 179) # main color
px[ 6] = ( 17, 112, 106) # eye color
px[ 8] = ( 97, 210, 182) # tips of head/feet
px[15] = ( 35, 138, 123) # parts in shadow
```

Making k -means faster

Huan

Color
Quantization

k -means
clustering

k -means
 k -means++

**Practical
Example**

kd-Trees

Construction
Median-based
Construction

Finding
Medians

Select
Median of
Medians
Decision Tree

kd-Trees,
Revisited

Nearest Neighbor
Queries

References

- Back to theory. Suppose k -means takes I iterations to converge and there are N points.

Making k -means faster

Huan

Color
Quantization

k -means
clustering

k -means
 k -means++

**Practical
Example**

kd-Trees

Construction
Median-based
Construction

Finding
Medians

Select
Median of
Medians
Decision Tree

kd-Trees,
Revisited

Nearest Neighbor
Queries

References

- Back to theory. Suppose k -means takes I iterations to converge and there are N points.
- Each iteration we need to compute the closest center for every point, and the easiest way to do that is to iterate over every center point.

Making k -means faster

Huan

Color
Quantization

k -means
clustering

k -means++

**Practical
Example**

kd-Trees

Construction
Median-based
Construction

Finding
Medians

Select
Median of
Medians
Decision Tree

kd-Trees,
Revisited

Nearest Neighbor
Queries

References

- Back to theory. Suppose k -means takes I iterations to converge and there are N points.
- Each iteration we need to compute the closest center for every point, and the easiest way to do that is to iterate over every center point.
- There are N points and K center points, so it takes $O(NK)$, making the overall computational complexity $O(NKI)$ over I iterations.

Making k -means faster

Huan

Color
Quantization

k -means
clustering

k -means++

Practical
Example

kd-Trees

Construction
Median-based
Construction

Finding
Medians

Select
Median of
Medians
Decision Tree

kd-Trees,
Revisited

Nearest Neighbor
Queries

References

- Back to theory. Suppose k -means takes I iterations to converge and there are N points.
- Each iteration we need to compute the closest center for every point, and the easiest way to do that is to iterate over every center point.
- There are N points and K center points, so it takes $O(NK)$, making the overall computational complexity $O(NKI)$ over I iterations.
- We can speed this up if we can compute the closest center point quicker, which we can do with **kd-trees**.

Table of Contents

Huan

Color
Quantization

k-means
clustering

k-means
k-means++

Practical
Example

kd-Trees

Construction
Median-based
Construction

Finding
Medians

Select
Median of
Medians
Decision Tree

kd-Trees,
Revisited

Nearest Neighbor
Queries

References

- 1 Color Quantization
- 2 *k*-means clustering
 - *k*-means
 - *k*-means++
 - Practical Example
- 3 kd-Trees
 - **Construction**
 - Median-based Construction
- 4 Finding Medians
 - Select
 - Median of Medians
 - Decision Tree
- 5 kd-Trees, Revisited
 - Nearest Neighbor Queries
- 6 References

kd-Tree

Huan

Color
Quantization

k-means
clustering

k-means
k-means++

Practical
Example

kd-Trees

Construction
Median-based
Construction

Finding
Medians

Select
Median of
Medians
Decision Tree

kd-Trees,
Revisited

Nearest Neighbor
Queries

References

kd-tree

A kd-tree is essentially a binary search tree (BST) generalized to multiple dimensions. Each node has at most 2 children.

- In a BST, to insert a value we compare it against the root's value; if it's less we recur on the left subtree, if greater, on the right subtree.

kd-Tree

Huan

Color
Quantization

k-means
clustering

k-means
k-means++

Practical
Example

kd-Trees

Construction
Median-based
Construction

Finding
Medians

Select
Median of
Medians
Decision Tree

kd-Trees,
Revisited

Nearest Neighbor
Queries

References

kd-tree

A kd-tree is essentially a binary search tree (BST) generalized to multiple dimensions. Each node has at most 2 children.

- In a BST, to insert a value we compare it against the root's value; if it's less we recur on the left subtree, if greater, on the right subtree.
- A kd-tree is similar, except nodes hold a *point*, not a value.

kd-Tree

Huan

Color
Quantization

k-means
clustering

k-means

k-means++

Practical
Example

kd-Trees

Construction
Median-based
Construction

Finding
Medians

Select
Median of
Medians
Decision Tree

kd-Trees,
Revisited

Nearest Neighbor
Queries

References

kd-tree

A kd-tree is essentially a binary search tree (BST) generalized to multiple dimensions. Each node has at most 2 children.

- In a BST, to insert a value we compare it against the root's value; if it's less we recur on the left subtree, if greater, on the right subtree.
- A kd-tree is similar, except nodes hold a *point*, not a value.
- A point has multiple dimensions D , so at each level of the kd-tree we pick and compare on a particular "cutting dimension" d , where $0 \leq d < D$.

kd-Tree

Huan

Color
Quantization

k-means
clustering

k-means

k-means++

Practical
Example

kd-Trees

Construction
Median-based
Construction

Finding
Medians

Select
Median of
Medians
Decision Tree

kd-Trees,
Revisited

Nearest Neighbor
Queries

References

kd-tree

A kd-tree is essentially a binary search tree (BST) generalized to multiple dimensions. Each node has at most 2 children.

- In a BST, to insert a value we compare it against the root's value; if it's less we recur on the left subtree, if greater, on the right subtree.
- A kd-tree is similar, except nodes hold a *point*, not a value.
- A point has multiple dimensions D , so at each level of the kd-tree we pick and compare on a particular "cutting dimension" d , where $0 \leq d < D$.
- We typically cycle through cutting dimensions.

kd-Tree insert

Huan

Color
Quantization

k-means
clustering

k-means
k-means++

Practical
Example

kd-Trees

Construction
Median-based
Construction

Finding
Medians

Select
Median of
Medians
Decision Tree

kd-Trees,
Revisited

Nearest Neighbor
Queries

References

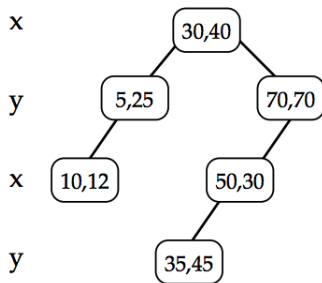
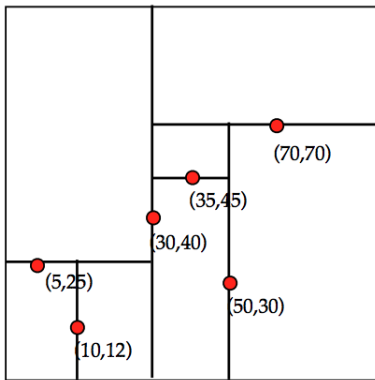


Figure: kd-Tree in 2 dimensions

kd-Tree node

Huan

Color
Quantization

k-means
clustering

k-means
k-means++

Practical
Example

kd-Trees

Construction
Median-based
Construction

Finding
Medians

Select
Median of
Medians
Decision Tree

kd-Trees,
Revisited

Nearest Neighbor
Queries

References

kd-tree node

```
class kdNode:

    def __init__(self, point: tuple=None, cd: int=0):
        self.child = [None, None]
        self.point = point
        self.D = len(point)
        self.cd = cd
```

get children

```
def dir(self, p: tuple) -> int:
    """ Gets the proper left/right child
        depending on the point p. """
    return p[self.cd] >= self.point[self.cd]
```

kd-Tree insert code

Huan

Algorithm kd-Tree Insert

```
def __add(self, t, p: tuple, parent=None):
    if t is None:          # found leaf
        t = kdNode(p, (parent.cd + 1) % parent.D)
    elif t.point == p:    # ignore duplicates
        return t
    else:                 # update pointers
        t.child[t.dir(p)] = \
            self.__add(t.child[t.dir(p)], p, t)
    return t

def add(self, p: tuple) -> None:
    if self.point is None: # empty tree
        self.__init__(p)   # update the root
    self.__add(self, p)
```

Color
Quantization

k-means
clustering

k-means++
Practical
Example

kd-Trees

Construction
Median-based
Construction

Finding
Medians

Select
Median of
Medians
Decision Tree

kd-Trees,
Revisited

Nearest Neighbor
Queries

References

Runtime Analysis

Huan

Color
Quantization

k-means
clustering

k-means
k-means++

Practical
Example

kd-Trees

Construction
Median-based
Construction

Finding
Medians

Select
Median of
Medians
Decision Tree

kd-Trees,
Revisited

Nearest Neighbor
Queries

References

- Like a BST, we would expect insert to take $O(\log n)$, since we do a path from root to leaf and in a balanced tree the depth is $\log n$, where n is the number of nodes (equivalent to the number of points).

Runtime Analysis

Huan

Color
Quantization

k-means
clustering

k-means
k-means++

Practical
Example

kd-Trees

Construction
Median-based
Construction

Finding
Medians

Select
Median of
Medians
Decision Tree

kd-Trees,
Revisited

Nearest Neighbor
Queries

References

- Like a BST, we would expect insert to take $O(\log n)$, since we do a path from root to leaf and in a balanced tree the depth is $\log n$, where n is the number of nodes (equivalent to the number of points).
- However, there is a clear degenerate case: if each point increases along every dimension, then the tree becomes a line with height $O(n)$. $1 + 2 + \dots + n = O(n^2)$, so it might take quadratic time to build a kd-tree in the worst case.

Runtime Analysis

Huan

Color
Quantization

k-means
clustering

k-means
k-means++

Practical
Example

kd-Trees

Construction
Median-based
Construction

Finding
Medians

Select
Median of
Medians
Decision Tree

kd-Trees,
Revisited

Nearest Neighbor
Queries

References

- Like a BST, we would expect insert to take $O(\log n)$, since we do a path from root to leaf and in a balanced tree the depth is $\log n$, where n is the number of nodes (equivalent to the number of points).
- However, there is a clear degenerate case: if each point increases along every dimension, then the tree becomes a line with height $O(n)$. $1 + 2 + \dots + n = O(n^2)$, so it might take quadratic time to build a kd-tree in the worst case.
- Common BST tricks like AVL trees seem difficult (are rotations even possible if they change the cutting dimension?).

Runtime Analysis

Huan

Color
Quantization

k-means
clustering

k-means
k-means++

Practical
Example

kd-Trees

Construction
Median-based
Construction

Finding
Medians

Select
Median of
Medians
Decision Tree

kd-Trees,
Revisited

Nearest Neighbor
Queries

References

- Like a BST, we would expect insert to take $O(\log n)$, since we do a path from root to leaf and in a balanced tree the depth is $\log n$, where n is the number of nodes (equivalent to the number of points).
- However, there is a clear degenerate case: if each point increases along every dimension, then the tree becomes a line with height $O(n)$. $1 + 2 + \dots + n = O(n^2)$, so it might take quadratic time to build a kd-tree in the worst case.
- Common BST tricks like AVL trees seem difficult (are rotations even possible if they change the cutting dimension?).
- In practice, the points are commonly known ahead of time. Can we guarantee an $O(n \log n)$ build over n points if we know the n points ahead of time?

Table of Contents

Huan

Color
Quantization

k-means
clustering

k-means
k-means++

Practical
Example

kd-Trees

Construction
**Median-based
Construction**

Finding
Medians

Select
Median of
Medians
Decision Tree

kd-Trees,
Revisited

Nearest Neighbor
Queries

References

- 1 Color Quantization
- 2 *k*-means clustering
 - *k*-means
 - *k*-means++
 - Practical Example
- 3 kd-Trees
 - Construction
 - **Median-based Construction**
- 4 Finding Medians
 - Select
 - Median of Medians
 - Decision Tree
- 5 kd-Trees, Revisited
 - Nearest Neighbor Queries
- 6 References

Pre-sort algorithm

Huan

Color
Quantization

k-means
clustering

k-means

k-means++

Practical

Example

kd-Trees

Construction

**Median-based
Construction**

Finding
Medians

Select

Median of
Medians

Decision Tree

kd-Trees,
Revisited

Nearest Neighbor
Queries

References

- The key insight is that splitting the points perfectly in half between the two subtrees is the best possible split. This means we should split based on the *median* value.

Pre-sort algorithm

Huan

Color
Quantization

k-means
clustering

k-means
++

Practical
Example

kd-Trees

Construction
**Median-based
Construction**

Finding
Medians

Select
Median of
Medians
Decision Tree

kd-Trees,
Revisited

Nearest Neighbor
Queries

References

- The key insight is that splitting the points perfectly in half between the two subtrees is the best possible split. This means we should split based on the *median* value.
- To efficiently keep track of the median, we make D copies of the points. We sort each copy on a different dimension.

Pre-sort algorithm

Huan

Color
Quantization

k-means
clustering

k-means
k-means++

Practical
Example

kd-Trees

Construction
**Median-based
Construction**

Finding
Medians

Select
Median of
Medians
Decision Tree

kd-Trees,
Revisited

Nearest Neighbor
Queries

References

- The key insight is that splitting the points perfectly in half between the two subtrees is the best possible split. This means we should split based on the *median* value.
- To efficiently keep track of the median, we make D copies of the points. We sort each copy on a different dimension.
- Finally, we pass this list of lists to the kd-tree build function, find the median point, split our list of lists into a left and right side, and recursively build the tree. As long as we maintain the sorted invariant, we can compute the median point on any dimension in $O(1)$.

Pre-sort algorithm, code

Huan

Color
Quantization

k-means
clustering

k-means
k-means++

Practical
Example

kd-Trees

Construction
**Median-based
Construction**

Finding
Medians

Select
Median of
Medians
Decision Tree

kd-Trees,
Revisited

Nearest Neighbor
Queries

References

```
class kdTreeSort(kdNode):

    def __init__(self, points: list=[]) -> None:
        super().__init__()
        if len(points) > 0:
            D = len(points[0])
            # no need for duplicate points
            self.points = list(set(points))
            # sort points on each dimension
            pointsd = [sorted(self.points,
                              key=lambda p: p[d]
                              for d in range(D))]
            build_tree(self, pointsd)
```

Pre-sort algorithm, code

Huan

Color
Quantization

k-means
clustering

k-means++
Practical
Example

kd-Trees
Construction
Median-based
Construction

Finding
Medians

Select
Median of
Medians
Decision Tree

kd-Trees,
Revisited

Nearest Neighbor
Queries

References

```
split
```

```
def subsplit(pointsd: list, seen: set) -> list:
    """ Only takes the points that are in seen. """
    return [[p for p in points if p in seen]
            for points in pointsd]

def split(pointsd: list, cd: int, p: int) -> tuple:
    """ Splits by the plane  $x_{cd} = p[cd]$ . """
    left, right = set(), set()
    for point in pointsd[0]:
        if point != p:
            # add point with the same value as p
            # at cd to the right side
            (left if point[cd] < p[cd] \
             else right).add(point)
    return subsplit(pointsd, left), \
           subsplit(pointsd, right)
```

Pre-sort algorithm, code

Huan

Color
Quantization

k-means
clustering

k-means++
Practical
Example

kd-Trees

Construction
Median-based
Construction

Finding
Medians

Select
Median of
Medians
Decision Tree

kd-Trees,
Revisited

Nearest Neighbor
Queries

References

Algorithm Pre-sort algorithm for kd-tree construction

```
def build_tree(t: kdNode, pointsd: list,
              cd: int=0) -> kdNode:
    N, D = len(pointsd[cd]), len(pointsd)
    t.D, t.cd = D, cd
    t.point = pointsd[cd][N//2] # median
    next_cd = (cd + 1) % D
    t.child = [build_tree(kdNode(), l, next_cd) \
               if len(l[0]) > 0 else None
               for l in splitd(pointsd, cd, t.point)]
    return t
```

Runtime Analysis

Huan

Color
Quantization

k-means
clustering

k-means
k-means++

Practical
Example

kd-Trees

Construction
Median-based
Construction

Finding
Medians

Select
Median of
Medians
Decision Tree

kd-Trees,
Revisited

Nearest Neighbor
Queries

References

- The running time is dominated by `subsplit`, which must split the D copies of N points.
- Determining whether a point is in the left or right set is at least an $O(D)$ operation, since the hash needs to take into account each value of the point.
- There are $O(ND)$ checks, so `subsplit` runs in $O(D^2N)$.
- Over the $\log N$ levels of the tree, the pre-sort algorithm runs in $O(D^2N \log N)$ (each level of the tree must split N points in total).

Runtime Improvement

Huan

Color
Quantization

k-means
clustering

k-means
k-means++

Practical
Example

kd-Trees

Construction

Median-based
Construction

Finding
Medians

Select
Median of
Medians
Decision Tree

kd-Trees,
Revisited

Nearest Neighbor
Queries

References

- We can improve `subsplit`'s performance by noticing that we don't actually need to copy the points with all their dimensions; we can assign an arbitrary distinct ID to each point and maintain the D lists based off this integer ID.
- The simplest ID to use is the point's index in the points list, as to go from an ID to a point is just indexing the list.
- Since we only need a point's values when comparing on a cutting dimension, we can find the cutting dimension value in $O(1)$ by looking up the point and then indexing the point at that cutting dimension.

Runtime Analysis, continued

Huan

Color
Quantization

k-means
clustering

k-means
k-means++

Practical
Example

kd-Trees

Construction
**Median-based
Construction**

Finding
Medians

Select
Median of
Medians
Decision Tree

kd-Trees,
Revisited

Nearest Neighbor
Queries

References

- This optimization shaves off a D factor, so our running time goes from $O(D^2 N \log N)$ to $O(DN \log N)$ where the runtime is dominated by the D initial $O(N \log N)$ sorts.

Runtime Analysis, continued

Huan

Color
Quantization

k-means
clustering

k-means
k-means++

Practical
Example

kd-Trees

Construction
**Median-based
Construction**

Finding
Medians

Select
Median of
Medians
Decision Tree

kd-Trees,
Revisited

Nearest Neighbor
Queries

References

- This optimization shaves off a D factor, so our running time goes from $O(D^2 N \log N)$ to $O(DN \log N)$ where the runtime is dominated by the D initial $O(N \log N)$ sorts.
- Recall that we need to do the sorts to find the median efficiently. Can we shave off another D factor if we find the median a different way?

Runtime Analysis, continued

Huan

Color
Quantization

k-means
clustering

k-means
k-means++

Practical
Example

kd-Trees

Construction
Median-based
Construction

Finding
Medians

Select
Median of
Medians
Decision Tree

kd-Trees,
Revisited

Nearest Neighbor
Queries

References

- This optimization shaves off a D factor, so our running time goes from $O(D^2 N \log N)$ to $O(DN \log N)$ where the runtime is dominated by the D initial $O(N \log N)$ sorts.
- Recall that we need to do the sorts to find the median efficiently. Can we shave off another D factor if we find the median a different way?
- We could maintain a single list of points, and simply sort this list on the cutting dimension at each level. That adds a $\log N$ factor at every level, so the running time is $O(N \log^2 N)$, which is slower if $\log N > D$.

Runtime Analysis, continued

Huan

Color
Quantization

k-means
clustering

k-means
k-means++

Practical
Example

kd-Trees

Construction
Median-based
Construction

Finding
Medians

Select
Median of
Medians
Decision Tree

kd-Trees,
Revisited

Nearest Neighbor
Queries

References

- This optimization shaves off a D factor, so our running time goes from $O(D^2 N \log N)$ to $O(DN \log N)$ where the runtime is dominated by the D initial $O(N \log N)$ sorts.
- Recall that we need to do the sorts to find the median efficiently. Can we shave off another D factor if we find the median a different way?
- We could maintain a single list of points, and simply sort this list on the cutting dimension at each level. That adds a $\log N$ factor at every level, so the running time is $O(N \log^2 N)$, which is slower if $\log N > D$.
- We could also just pick a random point to split on. This is equivalent to just calling `add` repeatedly on each point, so it has the same quadratic worst case running time.

Runtime Analysis, continued

Huan

Color
Quantization

k-means
clustering

k-means
k-means++

Practical
Example

kd-Trees

Construction
Median-based
Construction

Finding
Medians

Select
Median of
Medians
Decision Tree

kd-Trees,
Revisited

Nearest Neighbor
Queries

References

- This optimization shaves off a D factor, so our running time goes from $O(D^2 N \log N)$ to $O(DN \log N)$ where the runtime is dominated by the D initial $O(N \log N)$ sorts.
- Recall that we need to do the sorts to find the median efficiently. Can we shave off another D factor if we find the median a different way?
- We could maintain a single list of points, and simply sort this list on the cutting dimension at each level. That adds a $\log N$ factor at every level, so the running time is $O(N \log^2 N)$, which is slower if $\log N > D$.
- We could also just pick a random point to split on. This is equivalent to just calling `add` repeatedly on each point, so it has the same quadratic worst case running time.
- Luckily, there is a way to find the median in linear time!

Table of Contents

Huan

Color
Quantization

k-means
clustering

k-means
k-means++

Practical
Example

kd-Trees

Construction
Median-based
Construction

Finding
Medians

Select
Median of
Medians
Decision Tree

kd-Trees,
Revisited

Nearest Neighbor
Queries

References

- 1 Color Quantization
- 2 *k*-means clustering
 - *k*-means
 - *k*-means++
 - Practical Example
- 3 kd-Trees
 - Construction
 - Median-based Construction
- 4 Finding Medians
 - **Select**
 - Median of Medians
 - Decision Tree
- 5 kd-Trees, Revisited
 - Nearest Neighbor Queries
- 6 References

Order Statistics

The median is a special case of the problem of **order statistics**.

Order Statistics

The i th order statistic for a list l of n elements is the i th smallest value, i.e. `sorted(l)[i]`.

Huan

Color
Quantization

k -means
clustering

k -means
 k -means++

Practical
Example

kd-Trees

Construction
Median-based
Construction

Finding
Medians

Select
Median of
Medians
Decision Tree

kd-Trees,
Revisited

Nearest Neighbor
Queries

References

Order Statistics

The median is a special case of the problem of **order statistics**.

Order Statistics

The i th order statistic for a list l of n elements is the i th smallest value, i.e. `sorted(l)[i]`.

Special cases

For example, $i = 0$ is the minimum and $i = n - 1$ is the maximum.

Huan

Color
Quantization

k -means
clustering

k -means
 k -means++

Practical
Example

kd-Trees

Construction
Median-based
Construction

Finding
Medians

Select
Median of
Medians
Decision Tree

kd-Trees,
Revisited

Nearest Neighbor
Queries

References

Order Statistics

The median is a special case of the problem of **order statistics**.

Order Statistics

The i th order statistic for a list l of n elements is the i th smallest value, i.e. `sorted(l)[i]`.

Special cases

For example, $i = 0$ is the minimum and $i = n - 1$ is the maximum.

- When n is odd, then the median is uniquely at $i = \lfloor \frac{n}{2} \rfloor$.
- When n is even, then the median is ambiguous, with the “upper median” occurring at $\frac{n}{2}$ and “lower median” occurring at $\frac{n}{2} - 1$.

Huan

Color
Quantization

k-means
clustering

k-means
k-means++

Practical
Example

kd-Trees

Construction
Median-based
Construction

Finding
Medians

Select
Median of
Medians
Decision Tree

kd-Trees,
Revisited

Nearest Neighbor
Queries

References

Order Statistics

The median is a special case of the problem of **order statistics**.

Order Statistics

The i th order statistic for a list l of n elements is the i th smallest value, i.e. `sorted(l)[i]`.

Special cases

For example, $i = 0$ is the minimum and $i = n - 1$ is the maximum.

- When n is odd, then the median is uniquely at $i = \lfloor \frac{n}{2} \rfloor$.
- When n is even, then the median is ambiguous, with the “upper median” occurring at $\frac{n}{2}$ and “lower median” occurring at $\frac{n}{2} - 1$.
- Since $\lfloor \frac{n}{2} \rfloor$ is always a median regardless of the parity of n , for simplicity “median” will refer to the upper median.

Huan

Color
Quantization

k-means
clustering

k-means
k-means++

Practical
Example

kd-Trees

Construction
Median-based
Construction

Finding
Medians

Select
Median of
Medians
Decision Tree

kd-Trees,
Revisited

Nearest Neighbor
Queries

References

Select Algorithm

Huan

Color
Quantization

k-means
clustering

k-means

k-means++

Practical

Example

kd-Trees

Construction

Median-based

Construction

Finding
Medians

Select

Median of

Medians

Decision Tree

kd-Trees,
Revisited

Nearest Neighbor

Queries

References

- We also initially assume that each element is distinct, although we will see what to do if that is not the case.

Select Algorithm

Huan

Color
Quantization

k-means
clustering

k-means
k-means++

Practical
Example

kd-Trees

Construction
Median-based
Construction

Finding
Medians

Select
Median of
Medians
Decision Tree

kd-Trees,
Revisited

Nearest Neighbor
Queries

References

- We also initially assume that each element is distinct, although we will see what to do if that is not the case.
- Suppose we are trying to find the i th order statistic.

Select Algorithm

Huan

Color
Quantization

k-means
clustering

k-means
k-means++

Practical
Example

kd-Trees

Construction
Median-based
Construction

Finding
Medians

Select
Median of
Medians
Decision Tree

kd-Trees,
Revisited

Nearest Neighbor
Queries

References

- We also initially assume that each element is distinct, although we will see what to do if that is not the case.
- Suppose we are trying to find the i th order statistic.
- The approach will be very similar to quicksort. We pick a pivot value, and split the list into two halves, the left with values less than the pivot and the right with values greater than the pivot (since we assume the elements are distinct, there are no elements equal to the pivot).

Select Algorithm, continued

Huan

- Look at the size of the left list, which I'll call k .

Color
Quantization

k -means
clustering

k -means
 k -means++

Practical
Example

kd-Trees

Construction
Median-based
Construction

Finding
Medians

Select
Median of
Medians
Decision Tree

kd-Trees,
Revisited

Nearest Neighbor
Queries

References

Select Algorithm, continued

Huan

Color
Quantization

k-means
clustering

k-means
k-means++

Practical
Example

kd-Trees

Construction
Median-based
Construction

Finding
Medians

Select
Median of
Medians
Decision Tree

kd-Trees,
Revisited

Nearest Neighbor
Queries

References

- Look at the size of the left list, which I'll call k .
- If $k = i$, then the pivot is greater than i elements, so it is the i th order statistic by definition. Return the pivot.

Select Algorithm, continued

Huan

Color
Quantization

k-means
clustering

k-means
k-means++

Practical
Example

kd-Trees

Construction
Median-based
Construction

Finding
Medians

Select
Median of
Medians
Decision Tree

kd-Trees,
Revisited

Nearest Neighbor
Queries

References

- Look at the size of the left list, which I'll call k .
- If $k = i$, then the pivot is greater than i elements, so it is the i th order statistic by definition. Return the pivot.
- If $i < k$, then our pivot is too big, so we recur on the left list. We keep the same value of i .

Select Algorithm, continued

Huan

Color
Quantization

k-means
clustering

k-means
k-means++

Practical
Example

kd-Trees

Construction
Median-based
Construction

Finding
Medians

Select
Median of
Medians
Decision Tree

kd-Trees,
Revisited

Nearest Neighbor
Queries

References

- Look at the size of the left list, which I'll call k .
- If $k = i$, then the pivot is greater than i elements, so it is the i th order statistic by definition. Return the pivot.
- If $i < k$, then our pivot is too big, so we recur on the left list. We keep the same value of i .
- Finally, if $i > k$, then our pivot is not big enough, so we recur on the right list. Unlike the left case, we already "beat" k elements so we need to look for the $(i - k - 1)$ th element in the right list, where the 1 comes from the pivot.

Select Algorithm, continued

Huan

Color
Quantization

k-means
clustering

k-means
k-means++

Practical
Example

kd-Trees

Construction
Median-based
Construction

Finding
Medians

Select
Median of
Medians
Decision Tree

kd-Trees,
Revisited

Nearest Neighbor
Queries

References

- Look at the size of the left list, which I'll call k .
- If $k = i$, then the pivot is greater than i elements, so it is the i th order statistic by definition. Return the pivot.
- If $i < k$, then our pivot is too big, so we recur on the left list. We keep the same value of i .
- Finally, if $i > k$, then our pivot is not big enough, so we recur on the right list. Unlike the left case, we already "beat" k elements so we need to look for the $(i - k - 1)$ th element in the right list, where the 1 comes from the pivot.
- For simplicity, we use additional memory although the algorithm is able to be done in-place.

Select Algorithm, continued

Huan

Color
Quantization

k-means
clustering

k-means
k-means++

Practical
Example

kd-Trees

Construction
Median-based
Construction

Finding
Medians

Select
Median of
Medians
Decision Tree

kd-Trees,
Revisited

Nearest Neighbor
Queries

References

- Look at the size of the left list, which I'll call k .
- If $k = i$, then the pivot is greater than i elements, so it is the i th order statistic by definition. Return the pivot.
- If $i < k$, then our pivot is too big, so we recur on the left list. We keep the same value of i .
- Finally, if $i > k$, then our pivot is not big enough, so we recur on the right list. Unlike the left case, we already "beat" k elements so we need to look for the $(i - k - 1)$ th element in the right list, where the 1 comes from the pivot.
- For simplicity, we use additional memory although the algorithm is able to be done in-place.
- We also don't technically need a base case, but if the length is 1, there's only one possible element to return.

Select, code

Huan

Color
Quantization

k-means
clustering

k-means
k-means++

Practical
Example

kd-Trees

Construction
Median-based
Construction

Finding
Medians

Select
Median of
Medians
Decision Tree

kd-Trees,
Revisited

Nearest Neighbor
Queries

References

```
split and pivot selection
```

```
def split(l: list, x: float) -> tuple:
    """ Splits the list by a value x. """
    left, right = [], []
    for v in l:
        # if the value is equal to the cutoff,
        # add it to the right side
        (left if v < x else right).append(v)
    return left, right

def pivot(l: list) -> float:
    """ Picks a value as a pivot. """
    return l[0]
```

Select, code

Huan

Color
Quantization

k-means
clustering

k-means
k-means++

Practical
Example

kd-Trees

Construction
Median-based
Construction

Finding
Medians

Select
Median of
Medians
Decision Tree

kd-Trees,
Revisited

Nearest Neighbor
Queries

References

Algorithm Select

```
def select(l: list, i: int):  
    """ Returns sorted(l)[i]. """  
    if len(l) == 1: # base case  
        return l[0]  
    left, right = split(l, pivot(l))  
    k = len(left)  
    if i == k: # pivot is the answer  
        return right[0]  
    # recur on sublist and get rid of pivot  
    return select(left, i) if i < k else \  
        select(right, i - k - 1)
```

Select, with duplicate elements

Huan

Color
Quantization

k-means
clustering

k-means
k-means++

Practical
Example

kd-Trees

Construction
Median-based
Construction

Finding
Medians

Select
Median of
Medians
Decision Tree

kd-Trees,
Revisited

Nearest Neighbor
Queries

References

- If there are duplicates, we could just run the standard select algorithm as usual.
- It has a problem though: it is sometimes impossible to get a good split if the pivot value has many duplicates — the many duplicates carry over, slowing down the algorithm.
- With our implementation, it could even infinitely recur!

Select, with duplicate elements

Huan

Color
Quantization

k-means
clustering

k-means
k-means++

Practical
Example

kd-Trees

Construction
Median-based
Construction

Finding
Medians

Select
Median of
Medians
Decision Tree

kd-Trees,
Revisited

Nearest Neighbor
Queries

References

- If there are duplicates, we could just run the standard select algorithm as usual.
- It has a problem though: it is sometimes impossible to get a good split if the pivot value has many duplicates — the many duplicates carry over, slowing down the algorithm.
- With our implementation, it could even infinitely recur!
- Instead, we partition the list into *three* sublists: one for elements less than the pivot, one for elements equal to the pivot, and one for elements greater than the pivot (left, mid, and right, respectively).

Select, with duplicate elements, continued

Huan

Color
Quantization

k-means
clustering

k-means
k-means++

Practical
Example

kd-Trees

Construction
Median-based
Construction

Finding
Medians

Select

Median of
Medians
Decision Tree

kd-Trees,
Revisited

Nearest Neighbor
Queries

References

- Call the length of the left sublist k and the mid sublist m .
- Everything is exactly the same except instead of seeing whether $i = k$, we can return the pivot if $k \leq i \leq k + m - 1$, as the pivot value takes up more indexes: the first pivot value is greater than k elements, the second is greater than $k + 1$, and so on (if $m = 1$, this reduces to $i = k$, like in the distinct case).

Select, with duplicate elements, continued

Huan

Color
Quantization

k-means
clustering

k-means
k-means++

Practical
Example

kd-Trees

Construction
Median-based
Construction

Finding
Medians

Select
Median of
Medians
Decision Tree

kd-Trees,
Revisited

Nearest Neighbor
Queries

References

- Call the length of the left sublist k and the mid sublist m .
- Everything is exactly the same except instead of seeing whether $i = k$, we can return the pivot if $k \leq i \leq k + m - 1$, as the pivot value takes up more indexes: the first pivot value is greater than k elements, the second is greater than $k + 1$, and so on (if $m = 1$, this reduces to $i = k$, like in the distinct case).
- Also, if we recur on the right sublist, we update i to $i - k - m$, since we remove k elements in the left sublist and m elements in the middle list (if $m = 1$, this reduces to $i - k - 1$ like in the distinct case).

Select with duplicates, code

Huan

Color
Quantization

k-means
clustering

k-means
k-means++

Practical
Example

kd-Trees

Construction
Median-based
Construction

Finding
Medians

Select

Median of
Medians
Decision Tree

kd-Trees,
Revisited

Nearest Neighbor
Queries

References

```
_____ split modified to deal with duplicates _____  
def split(l: list, x: float) -> tuple:  
    """ Splits the list by a particular value x. """  
    left, mid, right = [], [], []  
    for v in l:  
        (left if v < x else \  
         right if v > x else mid).append(v)  
    return left, mid, right
```

Select with duplicates, code

Huan

Color
Quantization

k-means
clustering

k-means
k-means++

Practical
Example

kd-Trees

Construction
Median-based
Construction

Finding
Medians

Select
Median of
Medians
Decision Tree

kd-Trees,
Revisited

Nearest Neighbor
Queries

References

Algorithm Select, modified to deal with duplicate elements

```
def select(l: list, i: int):  
    """ Returns sorted(l)[i]. """  
    if len(l) == 1: # base case  
        return l[0]  
    left, mid, right = split(l, pivot(l))  
    k, m = len(left), len(mid)  
    if k <= i <= k + m - 1: # pivot is the answer  
        return mid[0]  
    # recur on sublist and get rid of pivot  
    return select(left, i) if i < k else \  
        select(right, i - k - m)
```

Runtime Analysis

Huan

Color
Quantization

k-means
clustering

k-means

k-means++

Practical

Example

kd-Trees

Construction

Median-based
Construction

Finding
Medians

Select

Median of
Medians

Decision Tree

kd-Trees,
Revisited

Nearest Neighbor
Queries

References

- The runtime is analyzed very similarly to quicksort or kd-tree construction — pivot selection is very important.
- In the best case, we split the list perfectly in half every iteration, so we take $N + \frac{1}{2}N + \frac{1}{4}N + \dots = 2N \rightarrow O(N)$.

Runtime Analysis

Huan

Color
Quantization

k-means
clustering

k-means
k-means++

Practical
Example

kd-Trees

Construction
Median-based
Construction

Finding
Medians

Select
Median of
Medians
Decision Tree

kd-Trees,
Revisited

Nearest Neighbor
Queries

References

- The runtime is analyzed very similarly to quicksort or kd-tree construction — pivot selection is very important.
- In the best case, we split the list perfectly in half every iteration, so we take $N + \frac{1}{2}N + \frac{1}{4}N + \dots = 2N \rightarrow O(N)$.
- In the worst case, we remove a single element every time, taking $N + (N - 1) + (N - 2) + \dots = \frac{N(N+1)}{2} \rightarrow O(N^2)$.

Runtime Analysis

Huan

Color
Quantization

k-means
clustering

k-means
++

Practical
Example

kd-Trees

Construction
Median-based
Construction

Finding
Medians

Select
Median of
Medians
Decision Tree

kd-Trees,
Revisited

Nearest Neighbor
Queries

References

- The runtime is analyzed very similarly to quicksort or kd-tree construction — pivot selection is very important.
- In the best case, we split the list perfectly in half every iteration, so we take $N + \frac{1}{2}N + \frac{1}{4}N + \dots = 2N \rightarrow O(N)$.
- In the worst case, we remove a single element every time, taking $N + (N - 1) + (N - 2) + \dots = \frac{N(N+1)}{2} \rightarrow O(N^2)$.
- Importantly, as long as we split the list by some multiple less than 1, the geometric series will converge to $O(N)$.
- For example, for a 0.9 split where we remove 10%:

$$N + 0.9N + 0.81N + \dots = \frac{1}{1 - 0.9}N = 10N \rightarrow O(N)$$

Runtime Analysis

Huan

Color
Quantization

k-means
clustering

k-means
k-means++

Practical
Example

kd-Trees

Construction
Median-based
Construction

Finding
Medians

Select
Median of
Medians
Decision Tree

kd-Trees,
Revisited

Nearest Neighbor
Queries

References

- The runtime is analyzed very similarly to quicksort or kd-tree construction — pivot selection is very important.
- In the best case, we split the list perfectly in half every iteration, so we take $N + \frac{1}{2}N + \frac{1}{4}N + \dots = 2N \rightarrow O(N)$.
- In the worst case, we remove a single element every time, taking $N + (N - 1) + (N - 2) + \dots = \frac{N(N+1)}{2} \rightarrow O(N^2)$.
- Importantly, as long as we split the list by some multiple less than 1, the geometric series will converge to $O(N)$.
- For example, for a 0.9 split where we remove 10%:

$$N + 0.9N + 0.81N + \dots = \frac{1}{1 - 0.9}N = 10N \rightarrow O(N)$$

- Is there a heuristic that guarantees a constant multiple?

Table of Contents

Huan

Color
Quantization

k-means
clustering

k-means
k-means++

Practical
Example

kd-Trees

Construction
Median-based
Construction

Finding
Medians

Select
**Median of
Medians**
Decision Tree

kd-Trees,
Revisited

Nearest Neighbor
Queries

References

- 1 Color Quantization
- 2 *k*-means clustering
 - *k*-means
 - *k*-means++
 - Practical Example
- 3 kd-Trees
 - Construction
 - Median-based Construction
- 4 Finding Medians
 - Select
 - **Median of Medians**
 - Decision Tree
- 5 kd-Trees, Revisited
 - Nearest Neighbor Queries
- 6 References

Median of Medians

Huan

Color
Quantization

k-means
clustering

k-means
k-means++

Practical
Example

kd-Trees

Construction
Median-based
Construction

Finding
Medians

Select
**Median of
Medians**
Decision Tree

kd-Trees,
Revisited

Nearest Neighbor
Queries

References

Median of Medians

- 1 Divide the list into groups of 5, putting the remainder in a group of length $n \bmod 5$.
- 2 Find the median of each group of 5 with any method (including sorting)
- 3 Find the median of the medians found in step 2
- 4 Use this median as a pivot in select

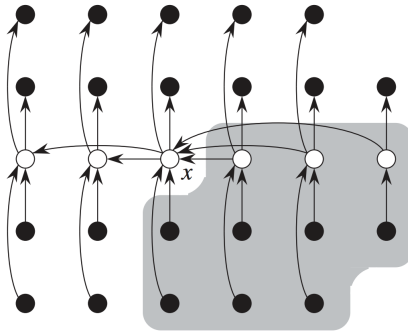
Algorithm Median of medians

```
def median(l: list) -> float:
    """ Returns the median of l, via a sort. """
    return sorted(l)[len(l)//2]

def pivot(l: list) -> float:
    """ Uses the median of medians as a pivot. """
    medians = [median(l[5*i: 5*(i + 1)])
               for i in range(-(-len(l)//5))]
    return select(medians, len(medians)//2)
```

Runtime Analysis

Why does this work? Call the median of medians x .



Half of the groups' medians must be less or equal to x by definition of the median. For each of these groups, the median and the two elements in the group less than the median are also less than or equal to x , contributing 3 elements per group.

Huan

Color
Quantization

k-means
clustering

k-means
k-means++

Practical
Example

kd-Trees

Construction
Median-based
Construction

Finding
Medians

Select
**Median of
Medians**
Decision Tree

kd-Trees,
Revisited

Nearest Neighbor
Queries

References

Runtime Analysis, continued

Huan

Color
Quantization

k-means
clustering

k-means++
Practical
Example

kd-Trees

Construction
Median-based
Construction

Finding
Medians

Select
**Median of
Medians**
Decision Tree

kd-Trees,
Revisited

Nearest Neighbor
Queries

References

- There are $\lceil \frac{n}{5} \rceil$ groups in total, but for simplicity we ignore the group with x and the group with less than 5 elements, so the number of elements less than x is at least $3(\lceil \frac{1}{2} \lceil \frac{n}{5} \rceil \rceil - 2)$ or bounded below by $\frac{3n}{10} - 6$.

Runtime Analysis, continued

Huan

Color
Quantization

k-means
clustering

k-means
k-means++

Practical
Example

kd-Trees

Construction
Median-based
Construction

Finding
Medians

Select
**Median of
Medians**
Decision Tree

kd-Trees,
Revisited

Nearest Neighbor
Queries

References

- There are $\lceil \frac{n}{5} \rceil$ groups in total, but for simplicity we ignore the group with x and the group with less than 5 elements, so the number of elements less than x is at least $3(\lceil \frac{1}{2} \lceil \frac{n}{5} \rceil \rceil - 2)$ or bounded below by $\frac{3n}{10} - 6$.
- Thus, in the worst case we recur on a list of size $n - (\frac{3n}{10} - 6) = \frac{7n}{10} + 6$.

Runtime Analysis, continued

Huan

Color
Quantization

k-means
clustering

k-means++

Practical
Example

kd-Trees

Construction
Median-based
Construction

Finding
Medians

Select
**Median of
Medians**
Decision Tree

kd-Trees,
Revisited

Nearest Neighbor
Queries

References

- There are $\lceil \frac{n}{5} \rceil$ groups in total, but for simplicity we ignore the group with x and the group with less than 5 elements, so the number of elements less than x is at least $3(\lceil \frac{1}{2} \lceil \frac{n}{5} \rceil \rceil - 2)$ or bounded below by $\frac{3n}{10} - 6$.
- Thus, in the worst case we recur on a list of size $n - (\frac{3n}{10} - 6) = \frac{7n}{10} + 6$.
- This is basically a constant multiple!

Runtime Analysis, continued

Huan

Color
Quantization

k-means
clustering

k-means++
Practical
Example

kd-Trees
Construction
Median-based
Construction

Finding
Medians
Select
Median of
Medians
Decision Tree

kd-Trees,
Revisited
Nearest Neighbor
Queries

References

- There are $\lceil \frac{n}{5} \rceil$ groups in total, but for simplicity we ignore the group with x and the group with less than 5 elements, so the number of elements less than x is at least $3(\lceil \frac{1}{2} \lceil \frac{n}{5} \rceil \rceil - 2)$ or bounded below by $\frac{3n}{10} - 6$.
- Thus, in the worst case we recur on a list of size $n - (\frac{3n}{10} - 6) = \frac{7n}{10} + 6$.
- This is basically a constant multiple!
- Don't get too excited just yet, we added an additional recursive step because `pivot` calls `select` to find the median of a list of size $\lceil \frac{n}{5} \rceil$.

Runtime Analysis, continued

Huan

Color
Quantization

k-means
clustering

k-means
k-means++

Practical
Example

kd-Trees

Construction
Median-based
Construction

Finding
Medians

Select
**Median of
Medians**
Decision Tree

kd-Trees,
Revisited

Nearest Neighbor
Queries

References

- First of all, we can decompose a list into groups of 5 and compute the median of each group in linear time, since a sort of a list of constant length is $O(1)$ by definition, and we perform $\lceil \frac{n}{5} \rceil$ such sorts.

Runtime Analysis, continued

Huan

Color
Quantization

k-means
clustering

k-means
++

Practical
Example

kd-Trees

Construction
Median-based
Construction

Finding
Medians

Select
**Median of
Medians**
Decision Tree

kd-Trees,
Revisited

Nearest Neighbor
Queries

References

- First of all, we can decompose a list into groups of 5 and compute the median of each group in linear time, since a sort of a list of constant length is $O(1)$ by definition, and we perform $\lceil \frac{n}{5} \rceil$ such sorts.
- Thus, this median decomposition adds no asymptotic overhead to the existing linear time partition step.

Runtime Analysis, continued

Huan

Color
Quantization

k-means
clustering

k-means++

Practical
Example

kd-Trees

Construction
Median-based
Construction

Finding
Medians

Select
**Median of
Medians**
Decision Tree

kd-Trees,
Revisited

Nearest Neighbor
Queries

References

- First of all, we can decompose a list into groups of 5 and compute the median of each group in linear time, since a sort of a list of constant length is $O(1)$ by definition, and we perform $\lceil \frac{n}{5} \rceil$ such sorts.
- Thus, this median decomposition adds no asymptotic overhead to the existing linear time partition step.
- If $T(n)$ is the runtime of the algorithm on a list of size n , it fulfills the recurrence relation

$$T(n) = O(n) + T(\lceil \frac{n}{5} \rceil) + T(\frac{7n}{10} + 6)$$

Runtime Analysis, continued

Huan

Color
Quantization

k-means
clustering

k-means++
Practical
Example

kd-Trees

Construction
Median-based
Construction

Finding
Medians

Select
Median of
Medians
Decision Tree

kd-Trees,
Revisited

Nearest Neighbor
Queries

References

- First of all, we can decompose a list into groups of 5 and compute the median of each group in linear time, since a sort of a list of constant length is $O(1)$ by definition, and we perform $\lceil \frac{n}{5} \rceil$ such sorts.
- Thus, this median decomposition adds no asymptotic overhead to the existing linear time partition step.
- If $T(n)$ is the runtime of the algorithm on a list of size n , it fulfills the recurrence relation

$$T(n) = O(n) + T(\lceil \frac{n}{5} \rceil) + T(\frac{7n}{10} + 6)$$

- Is $T = O(n)$? According to *Introduction to Algorithms*, yes!

Runtime Analysis, continued

Huan

Color
Quantization

k-means
clustering

k-means++
Practical
Example

kd-Trees

Construction
Median-based
Construction

Finding
Medians

Select
Median of
Medians
Decision Tree

kd-Trees,
Revisited

Nearest Neighbor
Queries

References

- First of all, we can decompose a list into groups of 5 and compute the median of each group in linear time, since a sort of a list of constant length is $O(1)$ by definition, and we perform $\lceil \frac{n}{5} \rceil$ such sorts.
- Thus, this median decomposition adds no asymptotic overhead to the existing linear time partition step.
- If $T(n)$ is the runtime of the algorithm on a list of size n , it fulfills the recurrence relation

$$T(n) = O(n) + T(\lceil \frac{n}{5} \rceil) + T(\frac{7n}{10} + 6)$$

- Is T $O(n)$? According to *Introduction to Algorithms*, yes!
- We can find the median of a list in linear time.

Table of Contents

Huan

Color
Quantization

k-means
clustering

k-means
k-means++

Practical
Example

kd-Trees

Construction
Median-based
Construction

Finding
Medians

Select
Median of
Medians

Decision Tree

kd-Trees,
Revisited

Nearest Neighbor
Queries

References

- 1 Color Quantization
- 2 *k*-means clustering
 - *k*-means
 - *k*-means++
 - Practical Example
- 3 kd-Trees
 - Construction
 - Median-based Construction
- 4 Finding Medians
 - Select
 - Median of Medians
 - **Decision Tree**
- 5 kd-Trees, Revisited
 - Nearest Neighbor Queries
- 6 References

Decision Tree

Huan

Color
Quantization

k-means
clustering

k-means

k-means++

Practical

Example

kd-Trees

Construction

Median-based

Construction

Finding
Medians

Select

Median of

Medians

Decision Tree

kd-Trees,
Revisited

Nearest Neighbor

Queries

References

- In practice, there's a large constant factor that could be reduced if we could find the median of a size 5 list quickly.

Decision Tree

Huan

Color
Quantization

k-means
clustering

k-means
k-means++

Practical
Example

kd-Trees

Construction
Median-based
Construction

Finding
Medians

Select
Median of
Medians

Decision Tree

kd-Trees,
Revisited

Nearest Neighbor
Queries

References

- In practice, there's a large constant factor that could be reduced if we could find the median of a size 5 list quickly.
- We could model this problem as a **decision tree**, where each internal node contains a comparison, represented by two indexes to compare in the array, i.e. $a[i] > a[j]$.

Decision Tree

Huan

Color
Quantization

k-means
clustering

k-means
k-means++

Practical
Example

kd-Trees

Construction
Median-based
Construction

Finding
Medians

Select
Median of
Medians

Decision Tree

kd-Trees,
Revisited

Nearest Neighbor
Queries

References

- In practice, there's a large constant factor that could be reduced if we could find the median of a size 5 list quickly.
- We could model this problem as a **decision tree**, where each internal node contains a comparison, represented by two indexes to compare in the array, i.e. $a[i] > a[j]$.
- If the comparison is false, we recur on the left node and if the comparison is true, we recur on the right node.

Decision Tree

Huan

Color
Quantization

k-means
clustering

k-means
k-means++

Practical
Example

kd-Trees

Construction
Median-based
Construction

Finding
Medians

Select
Median of
Medians

Decision Tree

kd-Trees,
Revisited

Nearest Neighbor
Queries

References

- In practice, there's a large constant factor that could be reduced if we could find the median of a size 5 list quickly.
- We could model this problem as a **decision tree**, where each internal node contains a comparison, represented by two indexes to compare in the array, i.e. $a[i] > a[j]$.
- If the comparison is false, we recur on the left node and if the comparison is true, we recur on the right node.
- We continue until we reach a leaf node, which simply contains the index of the median.

Decision Tree, construction

Huan

Color
Quantization

k-means
clustering

k-means
k-means++

Practical
Example

kd-Trees

Construction
Median-based
Construction

Finding
Medians

Select
Median of
Medians

Decision Tree

kd-Trees,
Revisited

Nearest Neighbor
Queries

References

- Suppose we build a decision tree to find the median of a particular list containing n arbitrary and distinct elements.

Decision Tree, construction

Huan

Color
Quantization

k-means
clustering

k-means
k-means++

Practical
Example

kd-Trees

Construction
Median-based
Construction

Finding
Medians

Select
Median of
Medians

Decision Tree

kd-Trees,
Revisited

Nearest Neighbor
Queries

References

- Suppose we build a decision tree to find the median of a particular list containing n arbitrary and distinct elements.
- Claim: If the decision tree works on all $n!$ permutations of this list, then it works on *any* list of n elements, even lists that contain duplicate elements.

Decision Tree, construction

Huan

Color
Quantization

k-means
clustering

k-means
k-means++

Practical
Example

kd-Trees

Construction
Median-based
Construction

Finding
Medians

Select
Median of
Medians

Decision Tree

kd-Trees,
Revisited

Nearest Neighbor
Queries

References

- Suppose we build a decision tree to find the median of a particular list containing n arbitrary and distinct elements.
- Claim: If the decision tree works on all $n!$ permutations of this list, then it works on *any* list of n elements, even lists that contain duplicate elements.
- Intuitively, we don't care about the actual values in the lists; if the relative comparisons between the indexes are the same, then we will take the same path down the tree.

Decision Tree, construction

Huan

Color
Quantization

k-means
clustering

k-means
k-means++

Practical
Example

kd-Trees

Construction
Median-based
Construction

Finding
Medians

Select
Median of
Medians
Decision Tree

kd-Trees,
Revisited

Nearest Neighbor
Queries

References

- Suppose we build a decision tree to find the median of a particular list containing n arbitrary and distinct elements.
- Claim: If the decision tree works on all $n!$ permutations of this list, then it works on *any* list of n elements, even lists that contain duplicate elements.
- Intuitively, we don't care about the actual values in the lists; if the relative comparisons between the indexes are the same, then we will take the same path down the tree.
- A set of "relative comparisons" defines an ordering of the list, or a permutation. Thus, all lists have been "covered" by a corresponding permutation of our particular list.

Decision Tree, construction

Huan

Color
Quantization

k-means
clustering

k-means
k-means++

Practical
Example

kd-Trees

Construction
Median-based
Construction

Finding
Medians

Select
Median of
Medians

Decision Tree

kd-Trees,
Revisited

Nearest Neighbor
Queries

References

- What about duplicate elements?
- I don't care how duplicate values compare to each other, because that just determines the relative order of duplicates, which is arbitrary. I can just pick any permutation that is correct for distinct value comparisons.

Decision Tree, construction example

- The simplest particular list to pick is $a = [0, 1, 2, 3, 4]$.

Huan

Color
Quantization

k-means
clustering

k-means
k-means++

Practical
Example

kd-Trees

Construction
Median-based
Construction

Finding
Medians

Select
Median of
Medians
Decision Tree

kd-Trees,
Revisited

Nearest Neighbor
Queries

References

Decision Tree, construction example

- The simplest particular list to pick is $a = [0, 1, 2, 3, 4]$.
- Suppose we have a decision tree which correctly identifies the median index for every permutation of a . Will this give the correct median for $x = [0, 0.3, 0.2, 0.4, 0.1]$?

Huan

Color
Quantization

k-means
clustering

k-means
k-means++

Practical
Example

kd-Trees

Construction
Median-based
Construction

Finding
Medians

Select
Median of
Medians
Decision Tree

kd-Trees,
Revisited

Nearest Neighbor
Queries

References

Decision Tree, construction example

Huan

Color
Quantization

k-means
clustering

k-means
k-means++

Practical
Example

kd-Trees

Construction
Median-based
Construction

Finding
Medians

Select
Median of
Medians

Decision Tree

kd-Trees,
Revisited

Nearest Neighbor
Queries

References

- The simplest particular list to pick is $a = [0, 1, 2, 3, 4]$.
- Suppose we have a decision tree which correctly identifies the median index for every permutation of a . Will this give the correct median for $x = [0, 0.3, 0.2, 0.4, 0.1]$?
- Well, we can define the mapping $0 \rightarrow 0, 0.1 \rightarrow 1$, and so on. We know the decision tree works for $[0, 3, 2, 4, 1]$, a permutation of a . Thus, it should work for x .

Decision Tree, construction example

Huan

Color
Quantization

k-means
clustering

k-means
k-means++

Practical
Example

kd-Trees

Construction
Median-based
Construction

Finding
Medians

Select
Median of
Medians

Decision Tree

kd-Trees,
Revisited

Nearest Neighbor
Queries

References

- The simplest particular list to pick is $a = [0, 1, 2, 3, 4]$.
- Suppose we have a decision tree which correctly identifies the median index for every permutation of a . Will this give the correct median for $x = [0, 0.3, 0.2, 0.4, 0.1]$?
- Well, we can define the mapping $0 \rightarrow 0, 0.1 \rightarrow 1$, and so on. We know the decision tree works for $[0, 3, 2, 4, 1]$, a permutation of a . Thus, it should work for x .
- In general, we can construct this mapping by sorting the list and mapping the value at $x[0]$ to 0, $x[1]$ to 1, and so on.

Decision Tree, construction example

Huan

Color
Quantization

k-means
clustering

k-means
k-means++

Practical
Example

kd-Trees

Construction
Median-based
Construction

Finding
Medians

Select
Median of
Medians

Decision Tree

kd-Trees,
Revisited

Nearest Neighbor
Queries

References

- The simplest particular list to pick is $a = [0, 1, 2, 3, 4]$.
- Suppose we have a decision tree which correctly identifies the median index for every permutation of a . Will this give the correct median for $x = [0, 0.3, 0.2, 0.4, 0.1]$?
- Well, we can define the mapping $0 \rightarrow 0, 0.1 \rightarrow 1$, and so on. We know the decision tree works for $[0, 3, 2, 4, 1]$, a permutation of a . Thus, it should work for x .
- In general, we can construct this mapping by sorting the list and mapping the value at $x[0]$ to 0, $x[1]$ to 1, and so on.
- Thus, any list x has a corresponding permutation of a with the same relative comparisons between any pair of indexes.

Decision Tree, construction example

Huan

Color
Quantization

k-means
clustering

k-means
k-means++

Practical
Example

kd-Trees

Construction
Median-based
Construction

Finding
Medians

Select
Median of
Medians

Decision Tree

kd-Trees,
Revisited

Nearest Neighbor
Queries

References

- The simplest particular list to pick is $a = [0, 1, 2, 3, 4]$.
- Suppose we have a decision tree which correctly identifies the median index for every permutation of a . Will this give the correct median for $x = [0, 0.3, 0.2, 0.4, 0.1]$?
- Well, we can define the mapping $0 \rightarrow 0$, $0.1 \rightarrow 1$, and so on. We know the decision tree works for $[0, 3, 2, 4, 1]$, a permutation of a . Thus, it should work for x .
- In general, we can construct this mapping by sorting the list and mapping the value at $x[0]$ to 0, $x[1]$ to 1, and so on.
- Thus, any list x has a corresponding permutation of a with the same relative comparisons between any pair of indexes.
- If x has duplicate entries, then we can still apply sorting to generate a mapping. Of course, the corresponding permutation of a *won't* have the same relative comparisons, but this is acceptable because relative comparisons between duplicate elements is arbitrary.

Decision Tree, properties

Huan

Color
Quantization

k-means
clustering

k-means
++

Practical
Example

kd-Trees

Construction
Median-based
Construction

Finding
Medians

Select
Median of
Medians

Decision Tree

kd-Trees,
Revisited

Nearest Neighbor
Queries

References

There are two important properties of this decision tree:

- 1 The height of the tree, which gives the number of comparisons in the worst case.
- 2 The expected number of comparisons, assuming each permutation of the list occurs with equal probability.

Decision Tree, properties

Huan

Color
Quantization

k-means
clustering

k-means
k-means++

Practical
Example

kd-Trees

Construction
Median-based
Construction

Finding
Medians

Select
Median of
Medians

Decision Tree

kd-Trees,
Revisited

Nearest Neighbor
Queries

References

There are two important properties of this decision tree:

- 1 The height of the tree, which gives the number of comparisons in the worst case.
- 2 The expected number of comparisons, assuming each permutation of the list occurs with equal probability.

Of course, we want to minimize both height and expected number of comparisons. How do we actually build such a decision tree?

Decision Tree, construction

- Likely NP-hard in general, at least decision trees in a machine learning context greedily maximize information gain at each level instead of trying to globally optimize.

Huan

Color
Quantization

k-means
clustering

k-means
k-means++

Practical
Example

kd-Trees

Construction
Median-based
Construction

Finding
Medians

Select
Median of
Medians

Decision Tree

kd-Trees,
Revisited

Nearest Neighbor
Queries

References

Decision Tree, construction

Huan

Color
Quantization

k-means
clustering

k-means
k-means++

Practical
Example

kd-Trees

Construction
Median-based
Construction

Finding
Medians

Select
Median of
Medians

Decision Tree

kd-Trees,
Revisited

Nearest Neighbor
Queries

References

- Likely NP-hard in general, at least decision trees in a machine learning context greedily maximize information gain at each level instead of trying to globally optimize.
- We could just generate every possible decision tree. $N = 5$, how hard could it be?

Decision Tree, construction

Huan

Color
Quantization

k-means
clustering

k-means
k-means++

Practical
Example

kd-Trees

Construction
Median-based
Construction

Finding
Medians

Select
Median of
Medians

Decision Tree

kd-Trees,
Revisited

Nearest Neighbor
Queries

References

- Likely NP-hard in general, at least decision trees in a machine learning context greedily maximize information gain at each level instead of trying to globally optimize.
- We could just generate every possible decision tree. $N = 5$, how hard could it be?
- Well, I have no clue because it takes at least 30 minutes, at which point I terminated the program.

Decision Tree, construction

Huan

Color
Quantization

k-means
clustering

k-means++

Practical
Example

kd-Trees

Construction
Median-based
Construction

Finding
Medians

Select
Median of
Medians

Decision Tree

kd-Trees,
Revisited

Nearest Neighbor
Queries

References

- Likely NP-hard in general, at least decision trees in a machine learning context greedily maximize information gain at each level instead of trying to globally optimize.
- We could just generate every possible decision tree. $N = 5$, how hard could it be?
- Well, I have no clue because it takes at least 30 minutes, at which point I terminated the program.
- We could prune trees by considering *isomorphic* trees, that is, we can take advantage of symmetry (for example, the very first comparison is necessarily symmetric, since there is no difference between any two pair of indexes).

Decision Tree, construction

Huan

Color
Quantization

k-means
clustering

k-means
++

Practical
Example

kd-Trees

Construction
Median-based
Construction

Finding
Medians

Select
Median of
Medians

Decision Tree

kd-Trees,
Revisited

Nearest Neighbor
Queries

References

- Likely NP-hard in general, at least decision trees in a machine learning context greedily maximize information gain at each level instead of trying to globally optimize.
- We could just generate every possible decision tree. $N = 5$, how hard could it be?
- Well, I have no clue because it takes at least 30 minutes, at which point I terminated the program.
- We could prune trees by considering *isomorphic* trees, that is, we can take advantage of symmetry (for example, the very first comparison is necessarily symmetric, since there is no difference between any two pair of indexes).
- Instead, we'll use the greedy approach, and pick comparisons that split the permutations between the left and right subtrees as evenly as possible (very similar to kd-tree construction).

Decision Tree, application

Huan

Once we have a decision tree, we can render it into Python.

```
def median(l: list) -> float:
    """ Computes the median of l, if len(l) == 5. """
    a, b, c, d, e = l
    return ((((((c if b < c else b) if b < d else d) if d < e else ((c if b < c else b) if
    ↪ b < e else e)) if c < e else ((e if b < e else b) if b < c else c) if a < e else
    ↪ (b if b < c else c))) if a < c else (((b if b < d else (d if a < d else a)) if b <
    ↪ e else ((d if a < d else a) if d < e else e)) if a < e else (a if a < d else ((e if
    ↪ d < e else d) if c < e else d)))) if c < d else (((((d if b < d else b) if b < c
    ↪ else c) if c < e else ((d if b < d else b) if b < e else e)) if d < e else (((e if
    ↪ b < e else b) if b < d else d) if a < e else ((b if b < d else d) if b < c else
    ↪ d))) if a < d else (((b if b < c else (c if a < c else a)) if b < e else ((c if a <
    ↪ c else a) if c < e else e)) if a < e else (a if a < c else (e if c < e else c))))
    ↪ if a < b else (((((c if c < e else e) if a < c else a) if a < e else ((e if c < e
    ↪ else (a if a < c else c)) if b < e else ((a if a < c else c) if b < c else b))) if
    ↪ a < d else (((d if b < c else (d if b < d else b)) if a < e else (d if b < d else
    ↪ (b if b < e else e))) if d < e else ((e if b < e else (b if b < d else d)) if c < e
    ↪ else (c if b < c else (b if b < d else d)))) if c < d else (((d if c < e else (d
    ↪ if d < e else e)) if a < d else a) if a < e else ((e if d < e else (a if a < d else
    ↪ d)) if b < e else ((a if a < d else d) if b < d else b))) if a < c else (((c if b <
    ↪ c else b) if a < e else (c if b < c else (b if b < e else e))) if c < e else ((e if
    ↪ b < e else (b if b < c else c)) if d < e else (d if b < d else (b if b < c else
    ↪ c))))))
```

Color
Quantization

k-means
clustering

k-means++

Practical
Example

kd-Trees

Construction
Median-based
Construction

Finding
Medians

Select
Median of
Medians
Decision Tree

kd-Trees,
Revisited

Nearest Neighbor
Queries

References

Decision Tree, disappointment

Huan

Color
Quantization

k-means
clustering

k-means
k-means++

Practical
Example

kd-Trees

Construction
Median-based
Construction

Finding
Medians

Select
Median of
Medians

Decision Tree

kd-Trees,
Revisited

Nearest Neighbor
Queries

References

- Decision trees use on average 1.5 less comparisons than sorting, and at most 7 comparisons to find the median:
Average value: 6.267, max depth: 7
Python sorted comparisons: 7.775
- According to [timeit](#), decision trees win over sorting!
ternary: 0.266674
sort: 0.380404
- The difference is magnified with PyPy, about 26x faster:
ternary: 0.002689
sort: 0.070296
- In practice, however, decision trees are slower.

Table of Contents

Huan

Color
Quantization

k-means
clustering

k-means
k-means++

Practical
Example

kd-Trees

Construction
Median-based
Construction

Finding
Medians

Select
Median of
Medians
Decision Tree

kd-Trees,
Revisited

Nearest Neighbor
Queries

References

- 1 Color Quantization
- 2 *k*-means clustering
 - *k*-means
 - *k*-means++
 - Practical Example
- 3 kd-Trees
 - Construction
 - Median-based Construction
- 4 Finding Medians
 - Select
 - Median of Medians
 - Decision Tree
- 5 kd-Trees, Revisited
 - Nearest Neighbor Queries
- 6 References

kd-Tree construction

Huan

Color
Quantization

k-means
clustering

k-means
k-means++

Practical
Example

kd-Trees

Construction
Median-based
Construction

Finding
Medians

Select
Median of
Medians
Decision Tree

kd-Trees,
Revisited

Nearest Neighbor
Queries

References

- Back to kd-trees.
- In order to use the linear time median algorithm derived in the last section in kd-tree construction, we first generate a list of scalars from our list of points by indexing each point at the current cutting dimension.
- We then apply our median algorithm, and obtain a median *value* in linear time. Finally, we iterate through the points again, and pick any point with the median value along the cutting dimension.

kd-Tree construction

Huan

Color
Quantization

k-means
clustering

k-means
k-means++

Practical
Example

kd-Trees

Construction
Median-based
Construction

Finding
Medians

Select
Median of
Medians
Decision Tree

kd-Trees,
Revisited

Nearest Neighbor
Queries

References

- Back to kd-trees.
- In order to use the linear time median algorithm derived in the last section in kd-tree construction, we first generate a list of scalars from our list of points by indexing each point at the current cutting dimension.
- We then apply our median algorithm, and obtain a median *value* in linear time. Finally, we iterate through the points again, and pick any point with the median value along the cutting dimension.
- Our build complexity is now $O(n \log n)$, since we avoid the initial D sorts. D also no longer appears in the complexity.
- Claim: This complexity for (optimal) kd-tree construction is asymptotically optimal.

Nearest Neighbor

Huan

Color
Quantization

k-means
clustering

k-means

k-means++

Practical

Example

kd-Trees

Construction

Median-based

Construction

Finding
Medians

Select

Median of

Medians

Decision Tree

kd-Trees,
Revisited

**Nearest Neighbor
Queries**

References

Nearest Neighbor Query

A **nearest neighbor query** is given a point Q and a set of points P , find the closest point to Q in P .

Nearest Neighbor

Huan

Color
Quantization

k-means
clustering

k-means
k-means++

Practical
Example

kd-Trees

Construction
Median-based
Construction

Finding
Medians

Select
Median of
Medians
Decision Tree

kd-Trees,
Revisited

Nearest Neighbor
Queries

References

Nearest Neighbor Query

A **nearest neighbor query** is given a point Q and a set of points P , find the closest point to Q in P .

- Suppose we build a kd-tree on P .
- A kd-tree is helpful in the sense that it gives us spatial data, as it successively partitions a space by hyperplanes defined by points in the tree.

Nearest Neighbor

Huan

Color
Quantization

k-means
clustering

k-means
k-means++

Practical
Example

kd-Trees

Construction
Median-based
Construction

Finding
Medians

Select
Median of
Medians
Decision Tree

kd-Trees,
Revisited

Nearest Neighbor
Queries

References

Nearest Neighbor Query

A **nearest neighbor query** is given a point Q and a set of points P , find the closest point to Q in P .

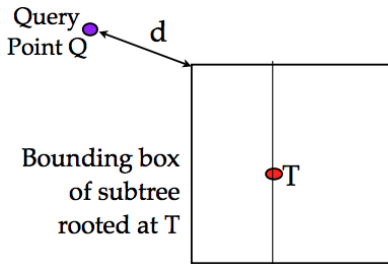
- Suppose we build a kd-tree on P .
- A kd-tree is practical in the sense that it gives us spatial data, as it successively partitions a space by hyperplanes defined by points in the tree.

We can take advantage of this by conducting a tree search, with two important modifications:

- 1 Keep track of the closest point so far, C . Prune subtrees if they can't beat this closest point.
- 2 Search subtrees in an order that maximizes pruning

Bounding Boxes

- Each subtree has a **bounding box**, or the minimum and maximum values it could take on for each dimension.
- If the distance between Q and the closest point in this bounding box is greater than the distance between Q and C , then there's no point to search this subtree.



If $d > \text{dist}(C, Q)$, then no point in $\text{BB}(T)$ can be closer to Q than C .
Hence, no reason to search subtree rooted at T .

Figure: Justification for pruning subtrees

Huan

Color
Quantization

k -means
clustering

k -means++

Practical
Example

kd-Trees

Construction
Median-based
Construction

Finding
Medians

Select
Median of
Medians
Decision Tree

kd-Trees,
Revisited

Nearest Neighbor
Queries

References

Bounding Boxes, distance

Huan

Color
Quantization

k-means
clustering

k-means
++

Practical
Example

kd-Trees

Construction
Median-based
Construction

Finding
Medians

Select
Median of
Medians
Decision Tree

kd-Trees,
Revisited

Nearest Neighbor
Queries

References

- Question 1: How do we compute the distance between a point and a bounding box?
- Let the bounding box be a list of tuples, each tuple being the minimum and maximum value on that dimension.

Bounding Box

The bounding box $[(0, 5), (-2, 3)]$ defines a rectangle in the x - y plane, where x can be between 0 and 5 and y can be between -2 and 3.

Bounding Boxes, distance

- As stated previously, the distance between a bounding box and a point Q is the distance between Q and the closest point in the bounding box to Q .
- We can find this “closest point” by considering each dimension separately, since in Euclidean distance each dimension is independent of the others.

Huan

Color
Quantization

k-means
clustering

k-means++

Practical
Example

kd-Trees

Construction
Median-based
Construction

Finding
Medians

Select
Median of
Medians
Decision Tree

kd-Trees,
Revisited

Nearest Neighbor
Queries

References

Bounding Boxes, distance

Huan

Color
Quantization

k-means
clustering

k-means
++

Practical
Example

kd-Trees

Construction
Median-based
Construction

Finding
Medians

Select
Median of
Medians
Decision Tree

kd-Trees,
Revisited

Nearest Neighbor
Queries

References

- As stated previously, the distance between a bounding box and a point Q is the distance between Q and the closest point in the bounding box to Q .
- We can find this “closest point” by considering each dimension separately, since in Euclidean distance each dimension is independent of the others.
- Suppose we are on dimension d . We have three cases to consider:
 - 1 $Q[d] < bb[0]$, i.e. the point is left of the bounding box. In this case, we pick $bb[0]$ along this dimension.
 - 2 $bb[0] \leq Q[d] \leq bb[1]$, i.e. the point is in bounding box. We can just use $Q[d]$ since it is contained.
 - 3 $Q[d] > bb[1]$, i.e. the point is right of the bounding box. Similar to the first case, we use $bb[1]$.

Bounding Box distance, code

Huan

Color
Quantization

k-means
clustering

k-means
k-means++

Practical
Example

kd-Trees

Construction
Median-based
Construction

Finding
Medians

Select
Median of
Medians
Decision Tree

kd-Trees,
Revisited

Nearest Neighbor
Queries

References

```
distance from a bounding box
def distbb(p: tuple, bb: list) -> float:
    bbp = tuple(box[0] if x < box[0] else \
                (box[1] if x > box[1] else x)
              for x, box in zip(p, bb))
    return dist(p, bbp)
```

Bounding Boxes, computation

Huan

Color
Quantization

k-means
clustering

k-means
k-means++

Practical
Example

kd-Trees

Construction
Median-based
Construction

Finding
Medians

Select
Median of
Medians
Decision Tree

kd-Trees,
Revisited

Nearest Neighbor
Queries

References

- Question 2: How do we keep track of bounding boxes?
- Well, we could say the initial bounding box at the root is completely unbounded, i.e. $(-\infty, \infty)$ on each dimension.
- When we traverse the left and right subtrees, we must have split on some plane.

Maintaining bounding boxes

Suppose we split on the value 5 along cutting dimension 1. Then for the left subtree we update $bb[1]$ to be $(-\infty, 5)$, and for the right we update $bb[1]$ to be $(5, \infty)$.

- Note that these bounds are known *a posteriori*, i.e. generated online during the nearest neighbor search.

Bounding Box maintenance, code

Huan

Color
Quantization

k-means
clustering

k-means
k-means++

Practical
Example

kd-Trees

Construction
Median-based
Construction

Finding
Medians

Select
Median of
Medians
Decision Tree

kd-Trees,
Revisited

Nearest Neighbor
Queries

References

_____ update bounding box _____

```
def trimbb(bb: list, cd: int, p: int, d: int) -> list:
    if len(bb) == 0: return bb
    bb = list(list(box) for box in bb)
    bb[cd][1 - d] = p[cd]
    return bb
```

Subtree Order

Huan

Color
Quantization

k-means
clustering

k-means
k-means++

Practical
Example

kd-Trees

Construction
Median-based
Construction

Finding
Medians

Select
Median of
Medians
Decision Tree

kd-Trees,
Revisited

Nearest Neighbor
Queries

References

- Lastly, we need to determine the subtree search order.
- It makes sense to first visit the subtree we would visit if we were inserting the point in the kd-tree, i.e. the subtree which would contain the point.

Nearest Neighbor, code

Huan

Color
Quantization

k-means
clustering

k-means++
Practical
Example

kd-Trees

Construction
Median-based
Construction

Finding
Medians

Select
Median of
Medians
Decision Tree

kd-Trees,
Revisited

Nearest Neighbor
Queries

References

Algorithm Nearest Neighbor Query

```
def __closest(self, t: "kdNode", p: tuple, bb: list) -> tuple:
    # bounding box too far away from point
    if t is None or distbb(p, bb) > self.best_dist:
        return
    # update best point
    d = dist(p, t.point)
    if d < self.best_dist:
        self.best, self.best_dist = t.point, d
    # visit subtrees in order of distance from p
    i, j = t.dir(p), 1 - t.dir(p)
    self.__closest(t.child[i], p, trimbb(bb, t.cd, t.point, i))
    self.__closest(t.child[j], p, trimbb(bb, t.cd, t.point, j))

def closest(self, p: tuple) -> tuple:
    self.best, self.best_dist = None, float("inf")
    bb = [[-float("inf"), float("inf")] for d in range(len(p))]
    self.__closest(self, p, [] if self.tight_bb else bb)
    return self.best
```

Runtime Analysis

Huan

Color
Quantization

k-means
clustering

k-means

k-means++

Practical
Example

kd-Trees

Construction
Median-based
Construction

Finding
Medians

Select

Median of
Medians

Decision Tree

kd-Trees,
Revisited

Nearest Neighbor
Queries

References

- In the worst case, we need to traverse the entire tree, $O(n)$.
- In practice, the runtime is closer to

$$O\left(\underbrace{2^d}_{\text{points in the neighborhood}} + \underbrace{\log n}_{\text{points "near" query}}\right)$$

- If d is small, this is faster than $O(nd)$ per query with the naive method of searching every point.

Runtime Analysis

Huan

Color
Quantization

k-means
clustering

k-means

k-means++

Practical
Example

kd-Trees

Construction
Median-based
Construction

Finding
Medians

Select

Median of
Medians

Decision Tree

kd-Trees,
Revisited

Nearest Neighbor
Queries

References

- In the worst case, we need to traverse the entire tree, $O(n)$.
- In practice, the runtime is closer to

$$O\left(\underbrace{2^d}_{\text{points in the neighborhood}} + \underbrace{\log n}_{\text{points "near" query}}\right)$$

- If d is small, this is faster than $O(nd)$ per query with the naive method of searching every point.
- Note that we introduce another d factor when trimming the bounding boxes.
- However, the bounding boxes are the same regardless of the point we're traversing the tree on, since the bounding boxes are a function of the tree, which doesn't change.

Bounding Box, tight

Huan

Color
Quantization

k-means
clustering

k-means
k-means++

Practical
Example

kd-Trees

Construction
Median-based
Construction

Finding
Medians

Select
Median of
Medians
Decision Tree

kd-Trees,
Revisited

Nearest Neighbor
Queries

References

- We can pre-compute bounding boxes, also taking advantage of “tighter” boxes.
- The bounding boxes generated by the plane trim method generate boxes that are too big — the real bounds are determined by the extrema of the *points* contained in the subtree, not just the path to the subtree.

Bounding Box, tight

Huan

Color
Quantization

k-means
clustering

k-means

k-means++

Practical
Example

kd-Trees

Construction
Median-based
Construction

Finding
Medians

Select

Median of
Medians

Decision Tree

kd-Trees,
Revisited

Nearest Neighbor
Queries

References

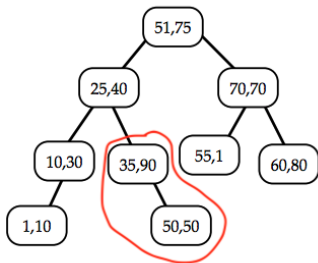
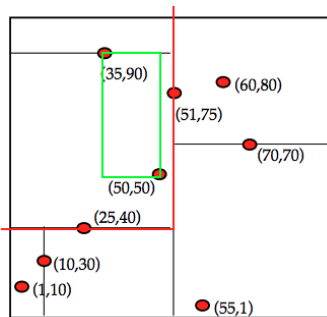


Figure: Difference between the default (in red) and tight bounding boxes (in green). Subtree is circled in red.

Bounding Box, tight, computation

Huan

Color
Quantization

k-means
clustering

k-means
++

Practical
Example

kd-Trees

Construction
Median-based
Construction

Finding
Medians

Select
Median of
Medians
Decision Tree

kd-Trees,
Revisited

Nearest Neighbor
Queries

References

The observation is that if we have a bounding box for both children of a node, we can merge these efficiently, since going up the tree means the bounding boxes join together.

We have 3 cases:

- 1 If we're a leaf, the only point we contain is the leaf's point. This serves as our bounding box (it just contains the point).
- 2 If we have exactly one child, then we copy its bounding box and add the current node's point as well.
- 3 If we have two children, we merge their bounding boxes and also add the current node's point.

Bounding Box, tight, code

Huan

Algorithm Tight bounding boxes

```
def tighten(self, t: "KdNode"=None) -> None:
    if t is None: t = self # called with None, set to the root
    l, r, t.tight_bb = t.child[0], t.child[1], True
    # recur on children
    if l is not None: self.tighten(l)
    if r is not None: self.tighten(r)
    # leaf node, box is just the singular point
    if l is None and r is None:
        t.bb = [(t.point[d], t.point[d]) for d in range(t.D)]
    # one child, inherit box of child
    elif l is None or r is None:
        t.bb = l.bb if l is not None else r.bb
        t.bb = [(min(box[0], v), max(box[1], v))
                for box, v in zip(t.bb, t.point)] # add point
    # two children, combine boxes
    else:
        t.bb = [(min(bbl[0], bbr[0], v), max(bbl[1], bbr[1], v))
                for bbl, bbr, v in zip(l.bb, r.bb, t.point)]
```

Color
Quantization

k-means
clustering

k-means++
Practical
Example

kd-Trees

Construction
Median-based
Construction

Finding
Medians

Select
Median of
Medians
Decision Tree

kd-Trees,
Revisited

Nearest Neighbor
Queries

References

Bounding Box, tight, runtime analysis

Huan

Color
Quantization

k-means
clustering

k-means
k-means++

Practical
Example

kd-Trees

Construction
Median-based
Construction

Finding
Medians

Select
Median of
Medians
Decision Tree

kd-Trees,
Revisited

**Nearest Neighbor
Queries**

References

- After constructing a kd-tree, we can run `tighten` on the tree to generate bounding boxes for each node.

Bounding Box, tight, runtime analysis

Huan

Color
Quantization

k-means
clustering

k-means
k-means++

Practical
Example

kd-Trees

Construction
Median-based
Construction

Finding
Medians

Select
Median of
Medians
Decision Tree

kd-Trees,
Revisited

Nearest Neighbor
Queries

References

- After constructing a kd-tree, we can run `tighten` on the tree to generate bounding boxes for each node.
- `tighten` runs in $O(ND)$ since we visit each node in the tree, and at each node we do $O(D)$ operations to do accounting on the bounding box.

Bounding Box, tight, runtime analysis

Huan

Color
Quantization

k-means
clustering

k-means
k-means++

Practical
Example

kd-Trees

Construction
Median-based
Construction

Finding
Medians

Select
Median of
Medians
Decision Tree

kd-Trees,
Revisited

Nearest Neighbor
Queries

References

- After constructing a kd-tree, we can run `tighten` on the tree to generate bounding boxes for each node.
- `tighten` runs in $O(ND)$ since we visit each node in the tree, and at each node we do $O(D)$ operations to do accounting on the bounding box.
- We assume that $\log N > D$ or $N > 2^D$, if D is very large or N very small then kd-trees are not a good choice. Thus, `tighten` is dominated by the $O(N \log N)$ initial construction time.

Bounding Box, tight, runtime analysis

Huan

Color
Quantization

k-means
clustering

k-means
k-means++

Practical
Example

kd-Trees

Construction
Median-based
Construction

Finding
Medians

Select
Median of
Medians
Decision Tree

kd-Trees,
Revisited

Nearest Neighbor
Queries

References

- After constructing a kd-tree, we can run `tighten` on the tree to generate bounding boxes for each node.
- `tighten` runs in $O(ND)$ since we visit each node in the tree, and at each node we do $O(D)$ operations to do accounting on the bounding box.
- We assume that $\log N > D$ or $N > 2^D$, if D is very large or N very small then kd-trees are not a good choice. Thus, `tighten` is dominated by the $O(N \log N)$ initial construction time.
- We can run a nearest neighbor search as usual, with the bounding box trimming logic removed.

Nearest Neighbor, code

Huan

Color
Quantization

k-means
clustering

k-means++

Practical
Example

kd-Trees

Construction
Median-based
Construction

Finding
Medians

Select
Median of
Medians
Decision Tree

kd-Trees,
Revisited

Nearest Neighbor
Queries

References

Algorithm Nearest Neighbor Query with tight bounds

```
def __closest(self, t: "kdNode", p: tuple) -> tuple:
    # bounding box too far away from point
    if t is None or distbb(p, t.bb) > self.best_dist:
        return
    # update best point
    d = dist(p, t.point)
    if d < self.best_dist:
        self.best, self.best_dist = t.point, d
    # visit subtrees in order of distance from p
    i, j = t.dir(p), 1 - t.dir(p)
    self.__closest(t.child[i], p)
    self.__closest(t.child[j], p)

def closest(self, p: tuple) -> tuple:
    self.best, self.best_dist = None, float("inf")
    self.__closest(self, p)
    return self.best
```

Runtime Analysis

Huan

Color
Quantization

k-means
clustering

k-means

k-means++

Practical

Example

kd-Trees

Construction

Median-based

Construction

Finding
Medians

Select

Median of

Medians

Decision Tree

kd-Trees,
Revisited

Nearest Neighbor
Queries

References

- First, we save the time to trim bounding boxes, now each node stores its boxes known *a priori*.

Runtime Analysis

Huan

Color
Quantization

k-means
clustering

k-means
k-means++

Practical
Example

kd-Trees

Construction
Median-based
Construction

Finding
Medians

Select
Median of
Medians
Decision Tree

kd-Trees,
Revisited

Nearest Neighbor
Queries

References

- First, we save the time to trim bounding boxes, now each node stores its boxes known *a priori*.
- If we determine the bounding boxes based off the points in the tree, then it is a subset of the original bounding box.
- Thus, the distance between any point and our tight bounding box must be greater than or equal to the distance between the point and the original bounding box.
- We prune if the distance between the bounding box is greater than the best distance, so our tight bounding box can only prune more since it doesn't change the best distance found so far.
- Pruning more means the search runs even faster.

Wrapping it All Up

Huan

Color
Quantization

k-means
clustering

k-means

k-means++

Practical
Example

kd-Trees

Construction

Median-based
Construction

Finding
Medians

Select

Median of
Medians

Decision Tree

kd-Trees,
Revisited

Nearest Neighbor
Queries

References

- We finally apply kd-trees to speeding up *k*-means/*k*-means++.
- Simply build a kd-tree on the centers, re-building every time the centers change.
- Whenever we need to find the closest center to a point, we do a nearest neighbor query with the kd-tree.

Wrapping it All Up

Huan

Color
Quantization

k-means
clustering

k-means
k-means++

Practical
Example

kd-Trees

Construction
Median-based
Construction

Finding
Medians

Select
Median of
Medians
Decision Tree

kd-Trees,
Revisited

Nearest Neighbor
Queries

References

- We finally apply kd-trees to speeding up *k*-means/*k*-means++.
- Simply build a kd-tree on the centers, re-building every time the centers change.
- Whenever we need to find the closest center to a point, we do a nearest neighbor query with the kd-tree.
- Per iteration, our running time is

$$O\left(\underbrace{K \log K}_{\text{kd-tree construction}} + \underbrace{N \log K}_{N \text{ nearest-neighbor queries}} \right)$$

- $N \geq K$ so this is $O(N \log K)$ per iteration, compared to $O(NK)$ for the naive algorithm.

Tempering Optimism

Huan

Color
Quantization

k-means
clustering

k-means
k-means++

Practical
Example

kd-Trees

Construction
Median-based
Construction

Finding
Medians

Select
Median of
Medians
Decision Tree

kd-Trees,
Revisited

Nearest Neighbor
Queries

References

- This is overly optimistic.
 - 1 Building a kd-tree naturally adds more memory consumption and overhead
 - 2 If D is very large, kd-trees become impractical
 - 3 kd-tree is *expected* $O(\log K)$, it could be $O(K)$
- TODO: Voronoi diagrams?

Application of k -means

Huan

Color
Quantization

k -means
clustering

k -means

k -means++

Practical
Example

kd-Trees

Construction
Median-based
Construction

Finding
Medians

Select

Median of
Medians

Decision Tree

kd-Trees,
Revisited

Nearest Neighbor
Queries

References



(a) Original image



(b) $k = 8$



(c) $k = 256$

Figure: k -means on an image. Can you tell the difference at $k = 256$?

The difference between naive and kd-trees gets larger as k increases. For $k = 8$, kd-trees are roughly 2x slower, and for $k = 256$, kd-trees are roughly 2x faster.

References

Huan

Color
Quantization

k-means
clustering

k-means
k-means++

Practical
Example

kd-Trees

Construction
Median-based
Construction

Finding
Medians

Select
Median of
Medians
Decision Tree

kd-Trees,
Revisited

Nearest Neighbor
Queries

References

- 1 Wikipedia articles on [color quantization](#), [k-means](#), and [k-means++](#)
- 2 Stanford [k-means](#) handout
- 3 CMU [kd-Trees](#)
- 4 CMU [kd-Trees Continued](#)
- 5 *Introduction to Algorithms*, chapter 9
- 6 [Shiny Shaymin image](#)
- 7 [Regular Shaymin image](#)